

EDMONTON PUBLIC SCHOOLS

November 13, 2007

TO: Board of Trustees

FROM: E. Schmidt, Superintendent of Schools

SUBJECT: 2006-07 Community Satisfaction Survey Results

ORIGINATOR: T. Parker, Assistant Superintendent

RESOURCE
STAFF: Diane Brunton

INFORMATION

The district's annual community satisfaction survey monitors the perceptions of Edmonton Public Schools tax supporters regarding the education and services Edmonton Public Schools is providing. Data gathered from the survey is used in combination with other information to assist in improving the quality of education provided by the district. The information is also used to assess the overall effectiveness of Edmonton Public Schools' decisions and initiatives.

A representative sample of Edmonton Public Schools tax supporters is randomly selected to receive the survey. The survey packages are mailed via Canada Post in the later part of April. Respondents are asked to reply either by return mail in the provided postage paid envelope or online over the Internet. Approximately ten percent of respondents chose the Internet to submit their opinions. Results are reported from the perspective of respondents who have children attending district schools as well as those who do not.

Analysis of the 2007 Community Survey results indicates a slight decrease in overall positive response when compared to data from last year. Generally, there is limited fluctuation in responses with most questions showing only small increases or decreases from the previous year. Respondents indicating they have children attending district schools express a slight increase in their support for schools receiving funding from fund raising. They are less satisfied this year with the overall effectiveness of EPS' trustees and with the choice of different types of schools. Respondents without children in district schools are more positive that EPS is effective in encouraging students to stay in school until they graduate. This group also expresses reduced satisfaction with the effectiveness of the trustees. In response to the query of the main issues facing education, respondents mention funding issues, class size and morals and values most frequently. The main concern for both parent and non-parent groups is funding issues.

SUMMARY OF SURVEY ANALYSIS

The following table provides a summary of the increases and decreases in positive responses from both respondents indicating they have children attending Edmonton Public Schools and those who do not have children in district schools. The changes in positive response shown below are compared to the previous year as well as longitudinally. Trends as given are over a five year period (except where indicated).

	Respondents <u>With</u> Children in EPS	Respondents <u>Without</u> Children in EPS
Increase In Positive Responses	<ul style="list-style-type: none"> • funding from fund raising 	<ul style="list-style-type: none"> • encouraging school completion
Upward Trend In Positive Responses	<ul style="list-style-type: none"> • condition of EPS buildings (4yr) • how EPS spends its public money • EPS same or better than private school 	<ul style="list-style-type: none"> • overall quality of education • funding from sponsorships (4 yr) • parents pay for non-basics (4 yr)
Decrease In Positive Responses	<ul style="list-style-type: none"> • effectiveness of trustees • choice of different school types 	<ul style="list-style-type: none"> • effectiveness of trustees
Downward Trend In Positive Responses	<ul style="list-style-type: none"> • nil 	<ul style="list-style-type: none"> • providing for the safety of students at school (4 yr)

Detailed multiyear survey results are provided in graph form in Appendix I. Further in-depth analyses are provided in Appendices II to IV.

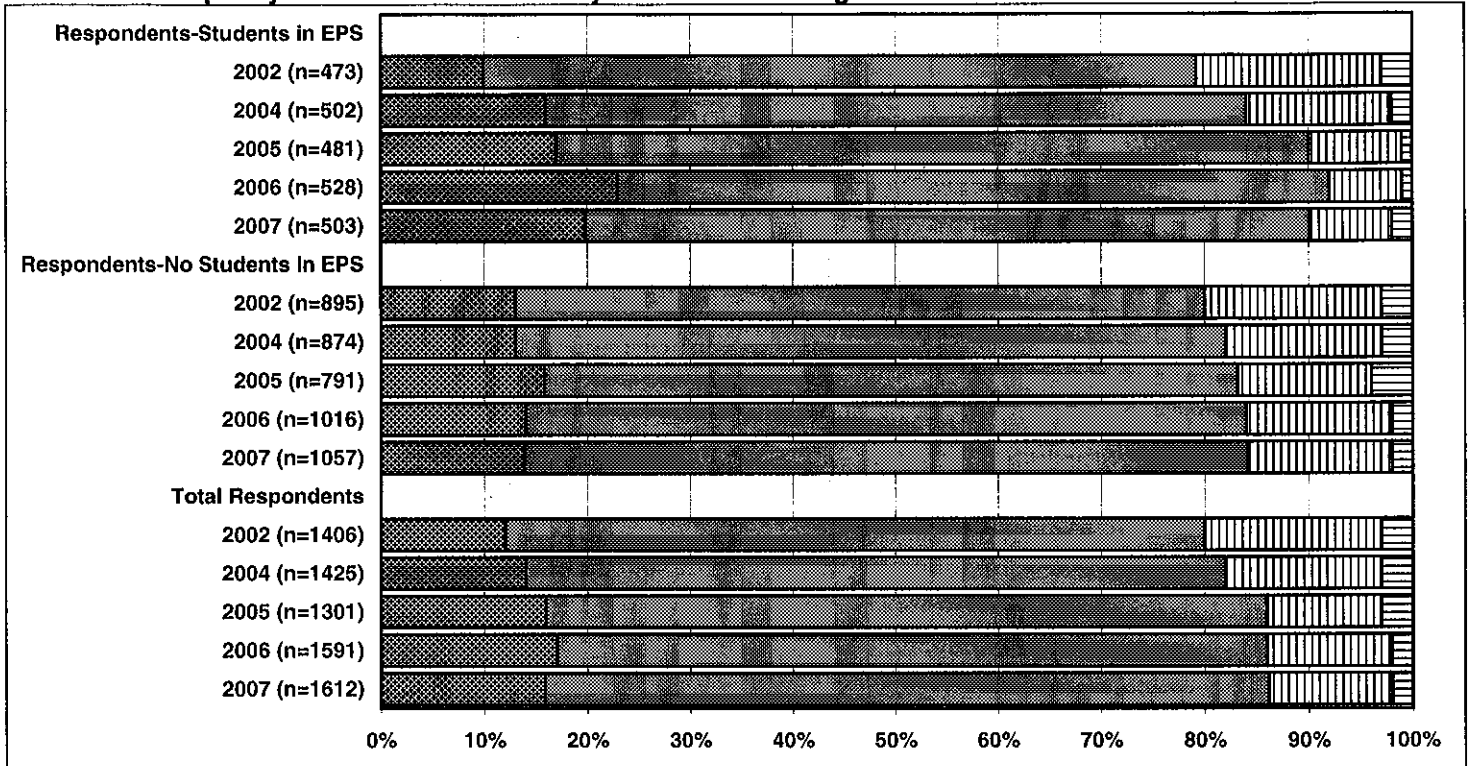
DB:

- APPENDIX I - 2007 Community Survey Multiyear Graphs
- APPENDIX II - 2007 Multiyear Table of Increases and Decreases
- APPENDIX III - Edmonton Public Schools' Community Questionnaire: 2007

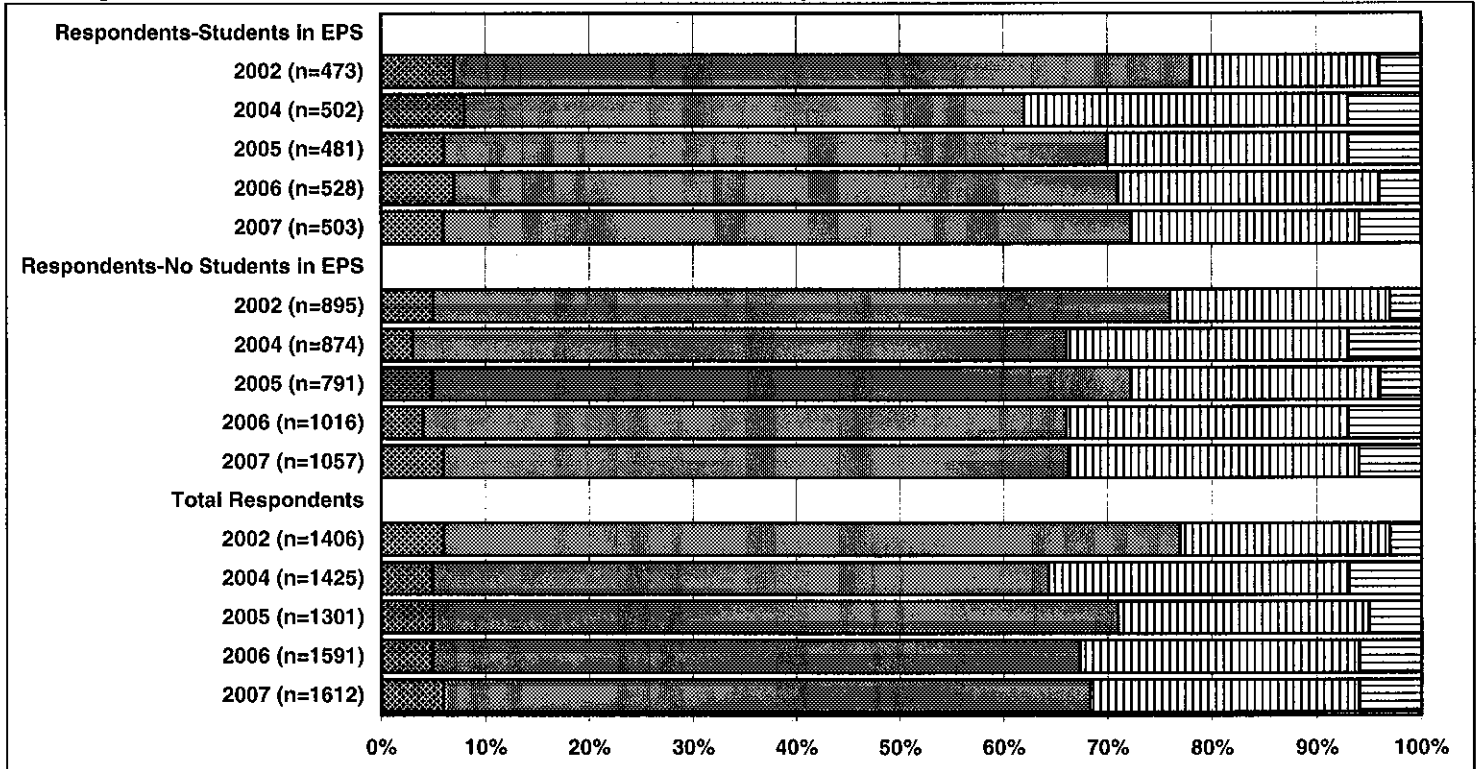
2007 COMMUNITY SURVEY

HOW SATISFIED ARE YOU WITH:

1. The overall quality of education received by students attending EPS?



2. The general condition of Edmonton Public Schools' buildings?



■ VERY SATISFIED

■ SATISFIED

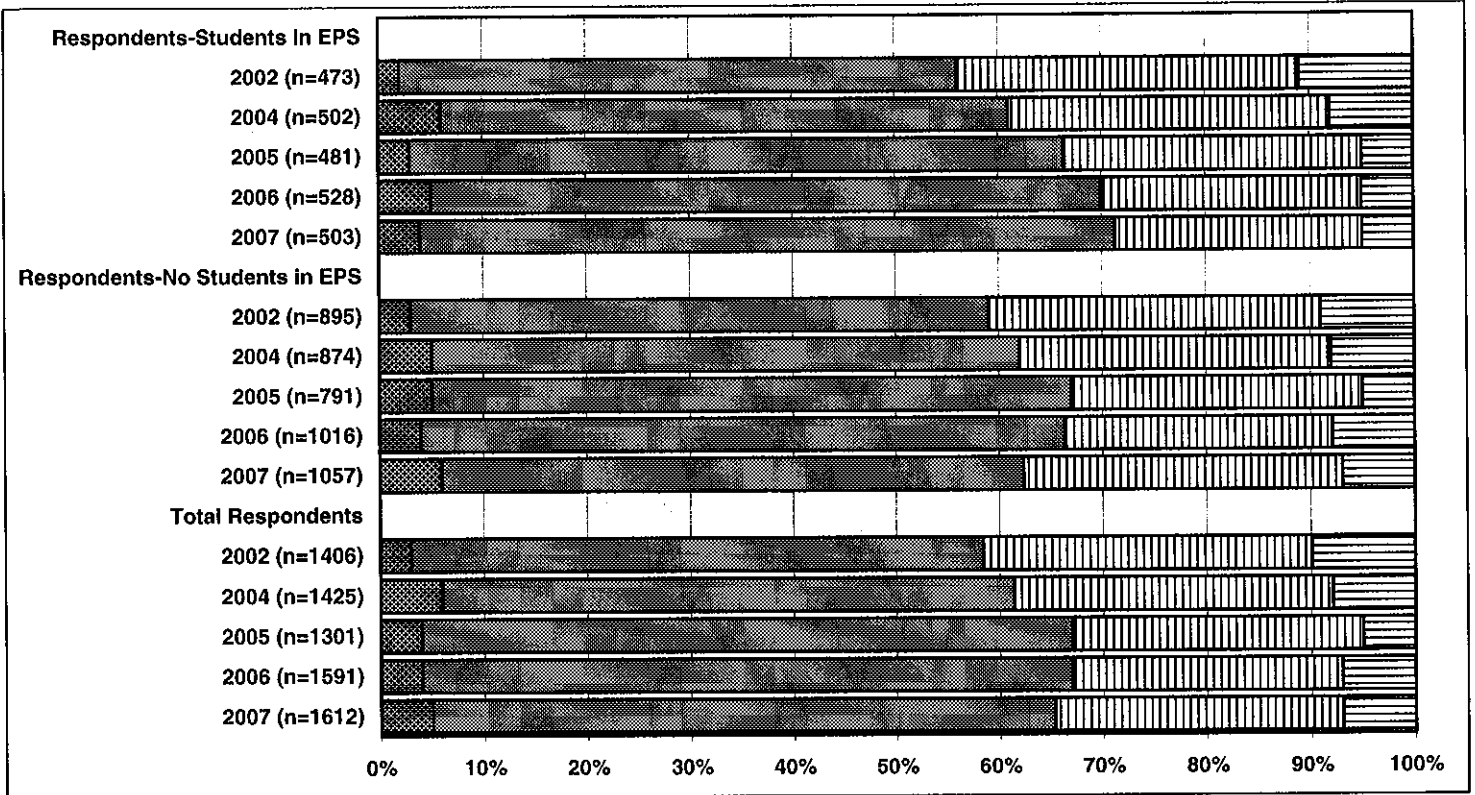
■ DISSATISFIED

■ VERY DISSATISFIED

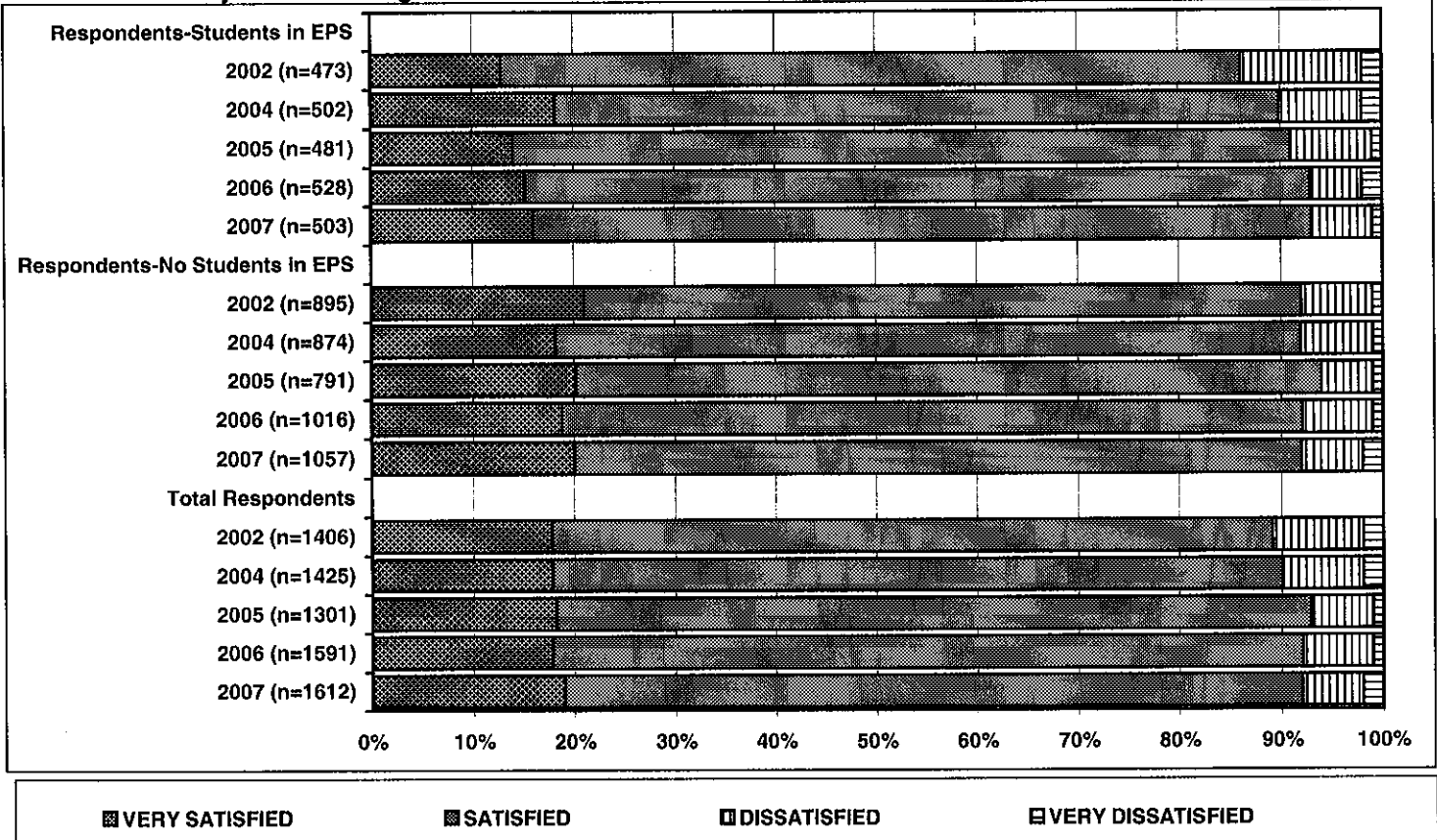
2007 COMMUNITY SURVEY

HOW SATISFIED ARE YOU WITH:

3. The way Edmonton Public Schools spends its public money?



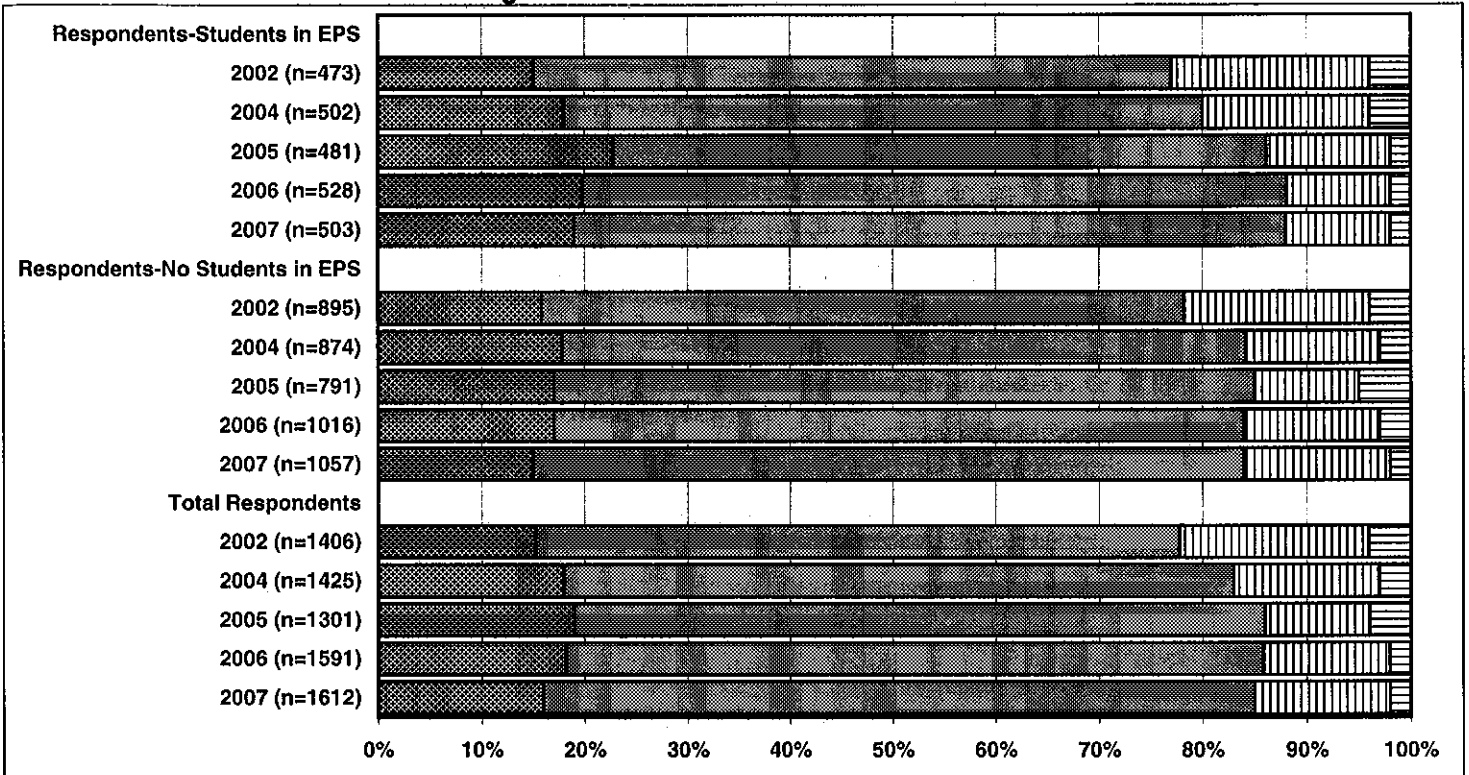
4. The availability of Continuing Education from Edmonton Public Schools?



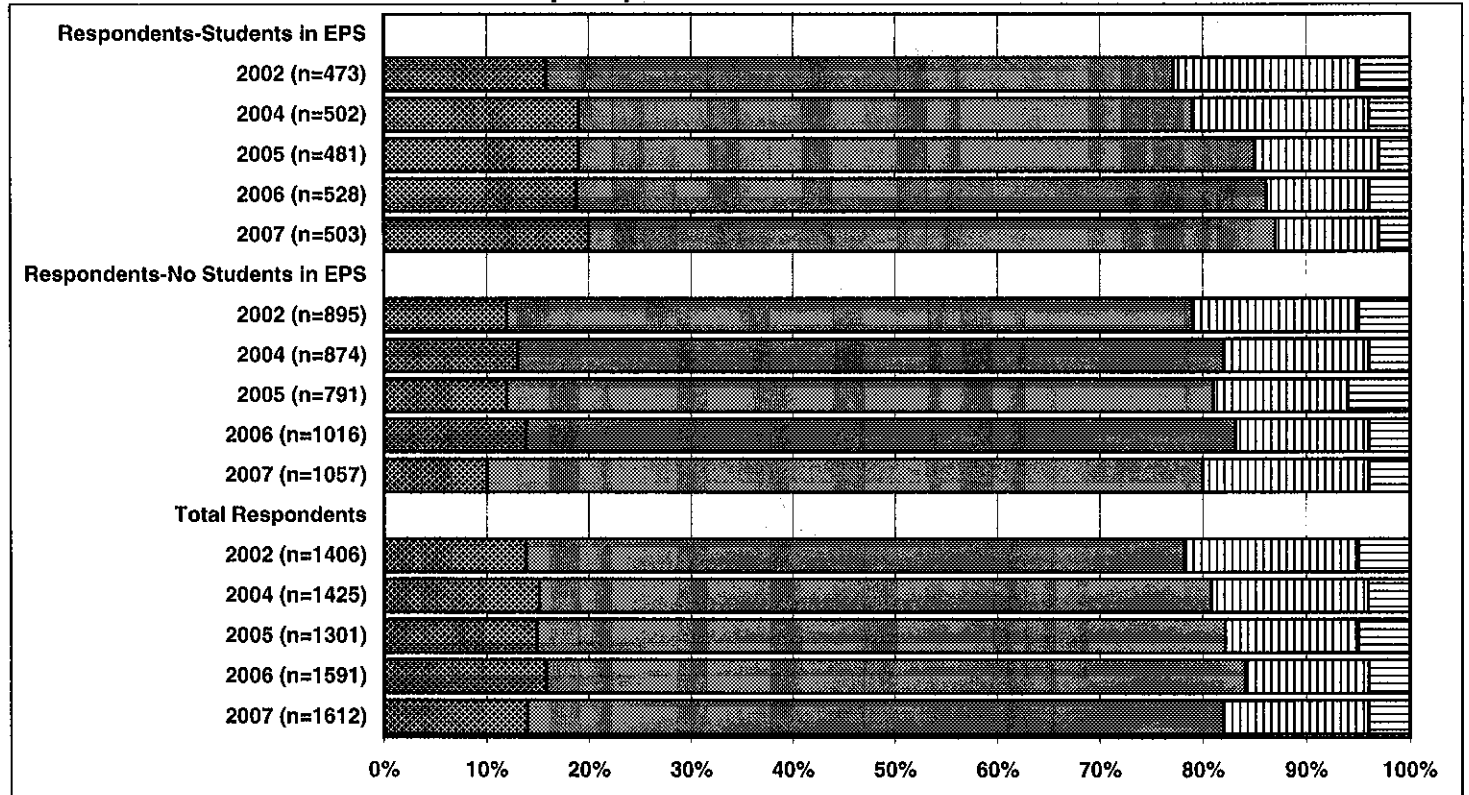
2007 COMMUNITY SURVEY

HOW SATISFIED ARE YOU WITH:

5. The overall effectiveness of teaching staff?



6. The overall effectiveness of the school principals?


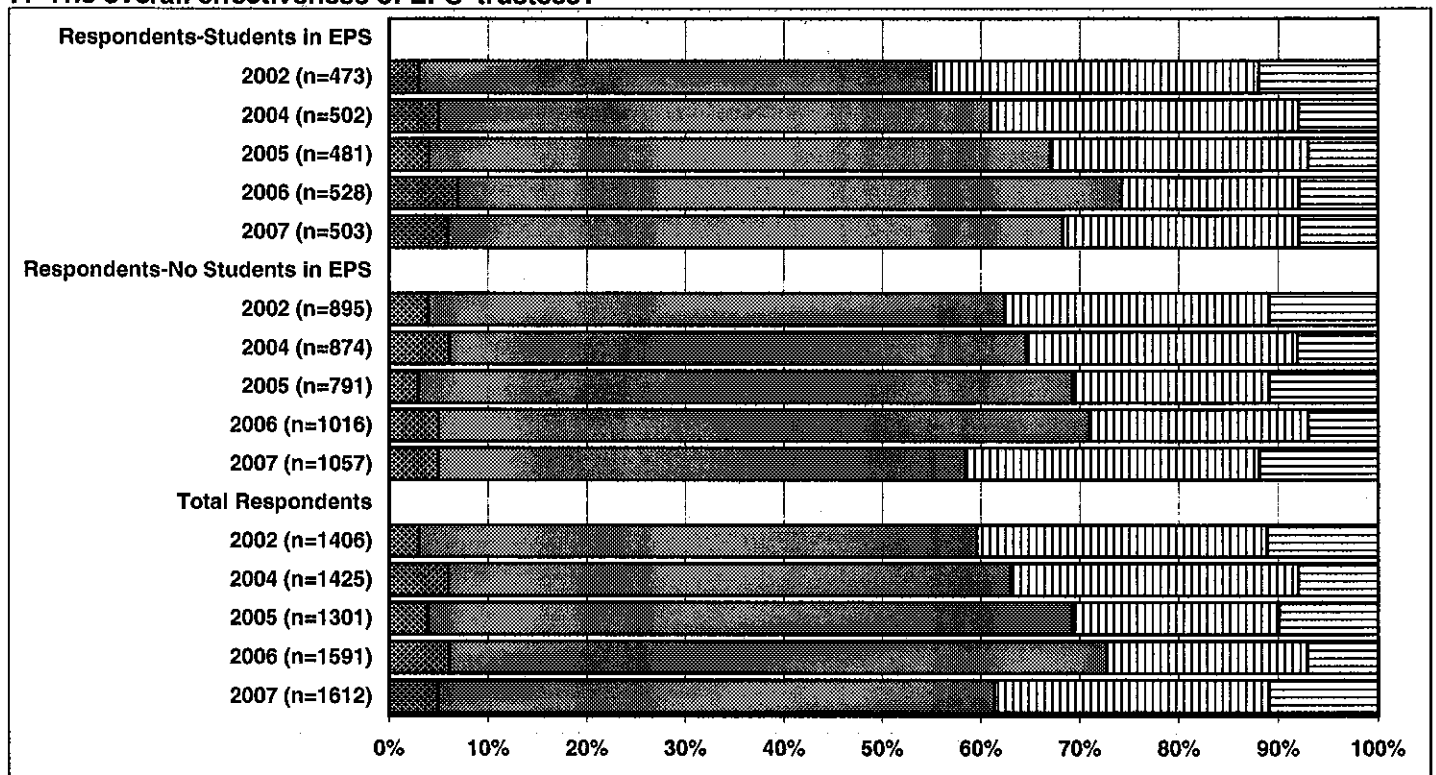


VERY SATISFIED
 SATISFIED
 DISSATISFIED
 VERY DISSATISFIED

2007 COMMUNITY SURVEY

HOW SATISFIED ARE YOU WITH:


7. The overall effectiveness of EPS' trustees?




2007 COMMUNITY SURVEY

HOW EFFECTIVE IS EDMONTON PUBLIC SCHOOLS IN THE FOLLOWING AREAS:

8. Working with other agencies to help students (e.g. social services, health services, police services)?



9. Preparing students for entering post-secondary education (university, college, technical schools)?



■ VERY EFFECTIVE

■ EFFECTIVE

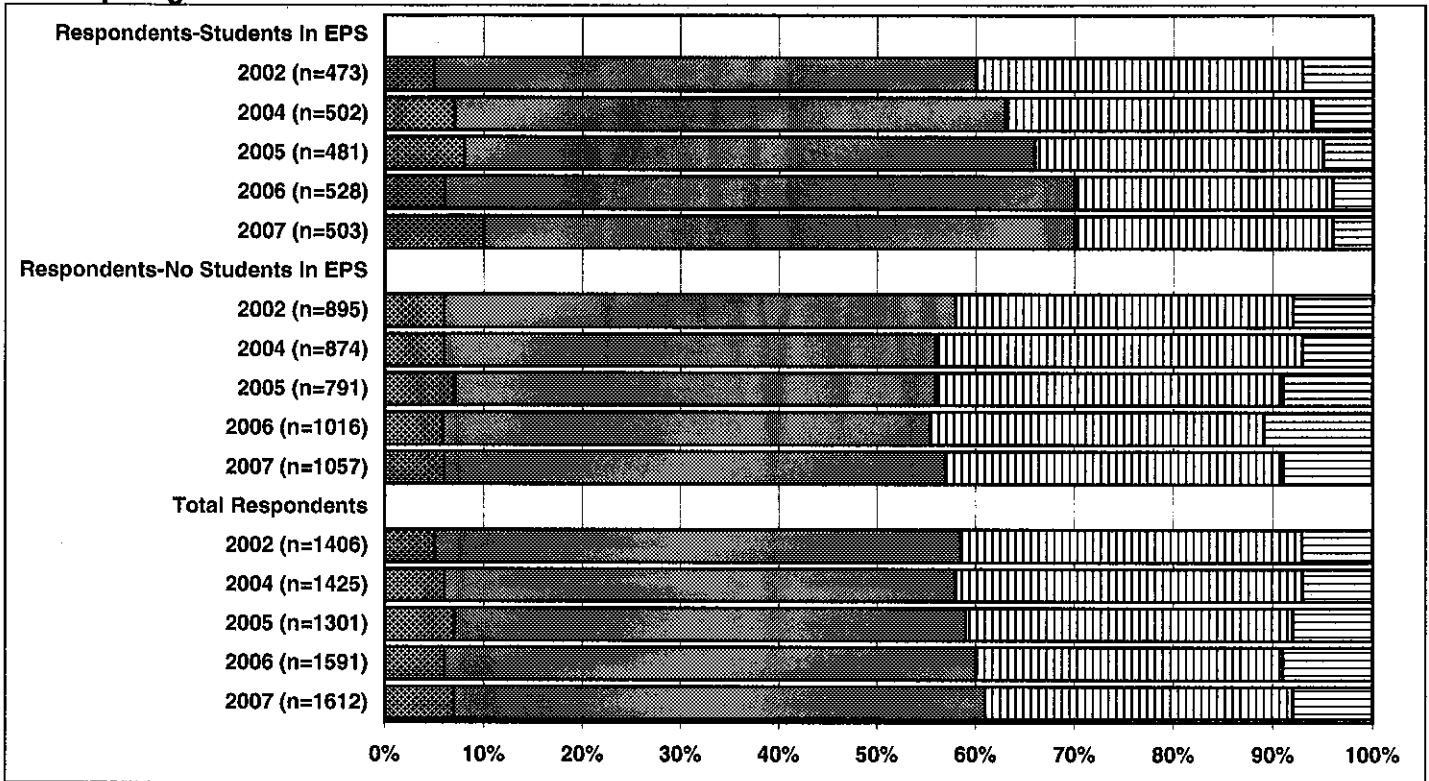
□ INEFFECTIVE

□ VERY INEFFECTIVE

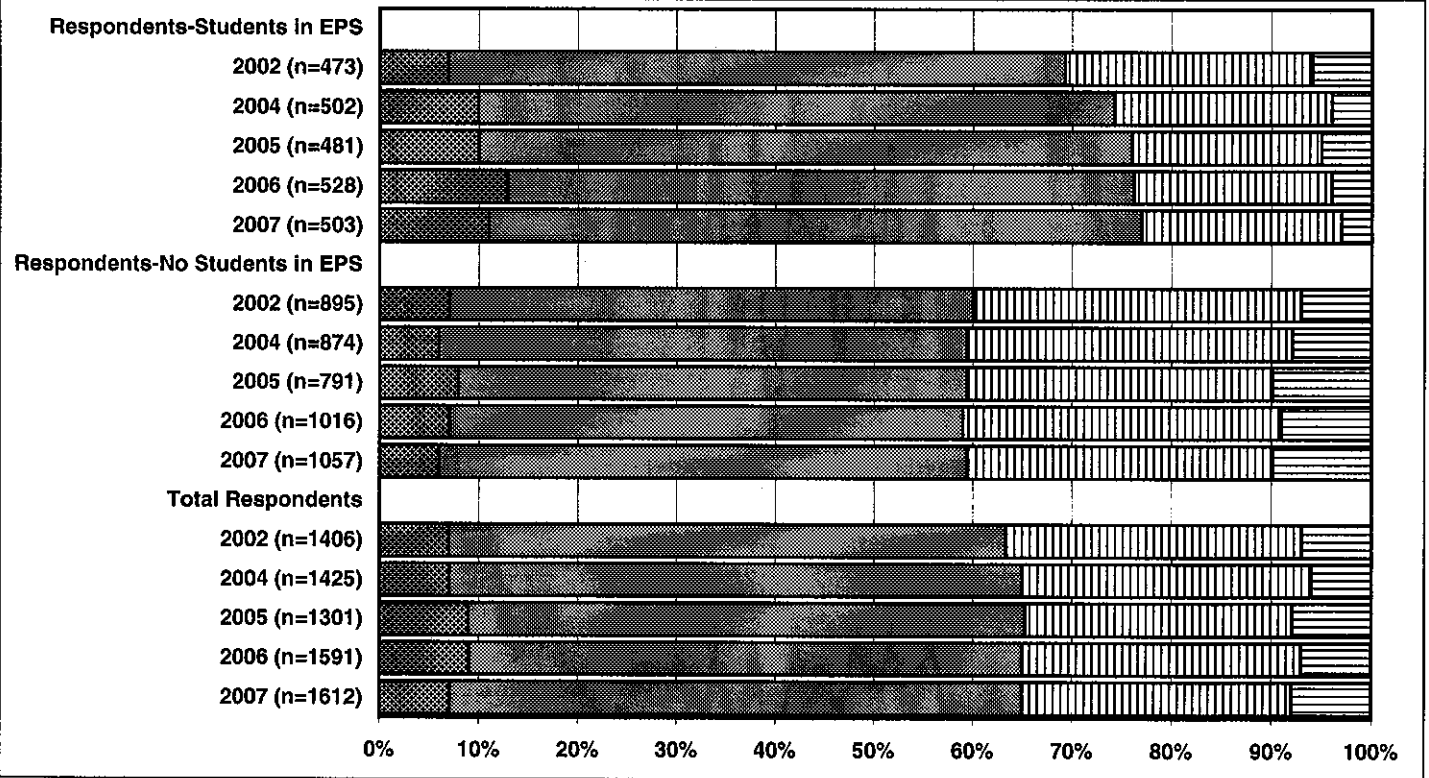
2007 COMMUNITY SURVEY

HOW EFFECTIVE IS EDMONTON PUBLIC SCHOOLS IN THE FOLLOWING AREAS:

10. Preparing students for the world of work?



11. Preparing students to be responsible citizens?

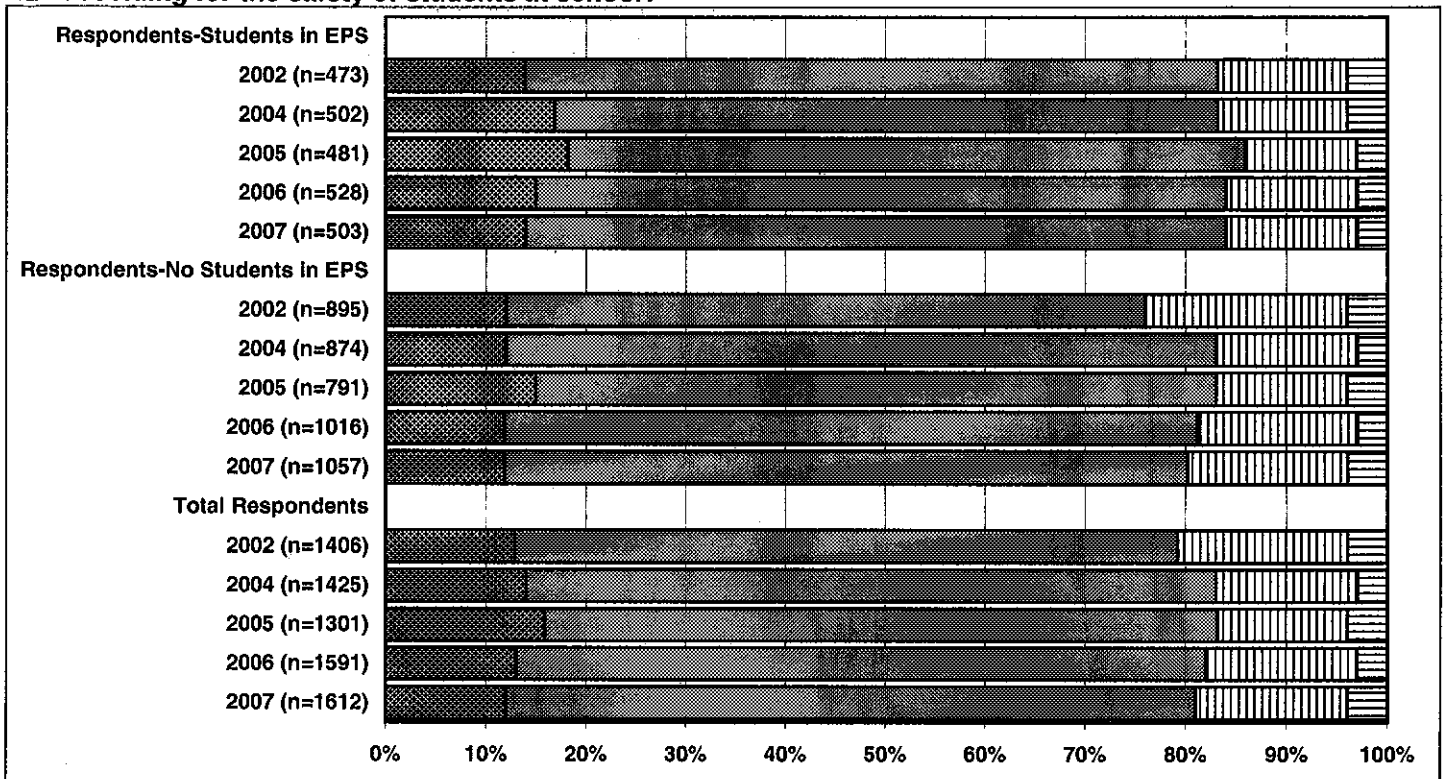


VERY EFFECTIVE
 EFFECTIVE
 INEFFECTIVE
 VERY INEFFECTIVE


2007 COMMUNITY SURVEY

HOW EFFECTIVE IS EDMONTON PUBLIC SCHOOLS IN THE FOLLOWING AREAS:

12. Providing for the safety of students at school?



13. Encouraging students to stay in school until they graduate?



VERY EFFECTIVE

EFFECTIVE


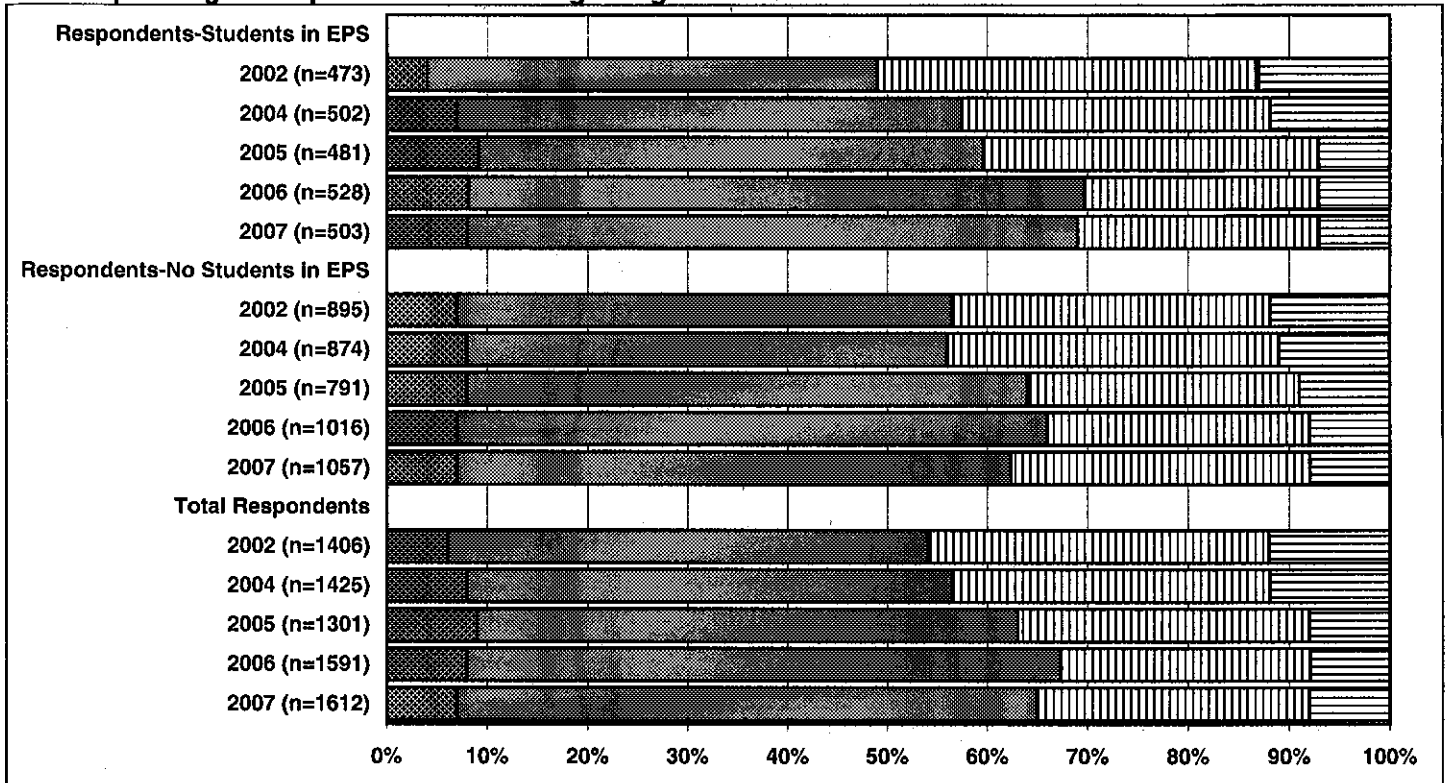
INEFFECTIVE

VERY INEFFECTIVE

2007 COMMUNITY SURVEY

HOW EFFECTIVE IS EDMONTON PUBLIC SCHOOLS IN THE FOLLOWING AREAS:

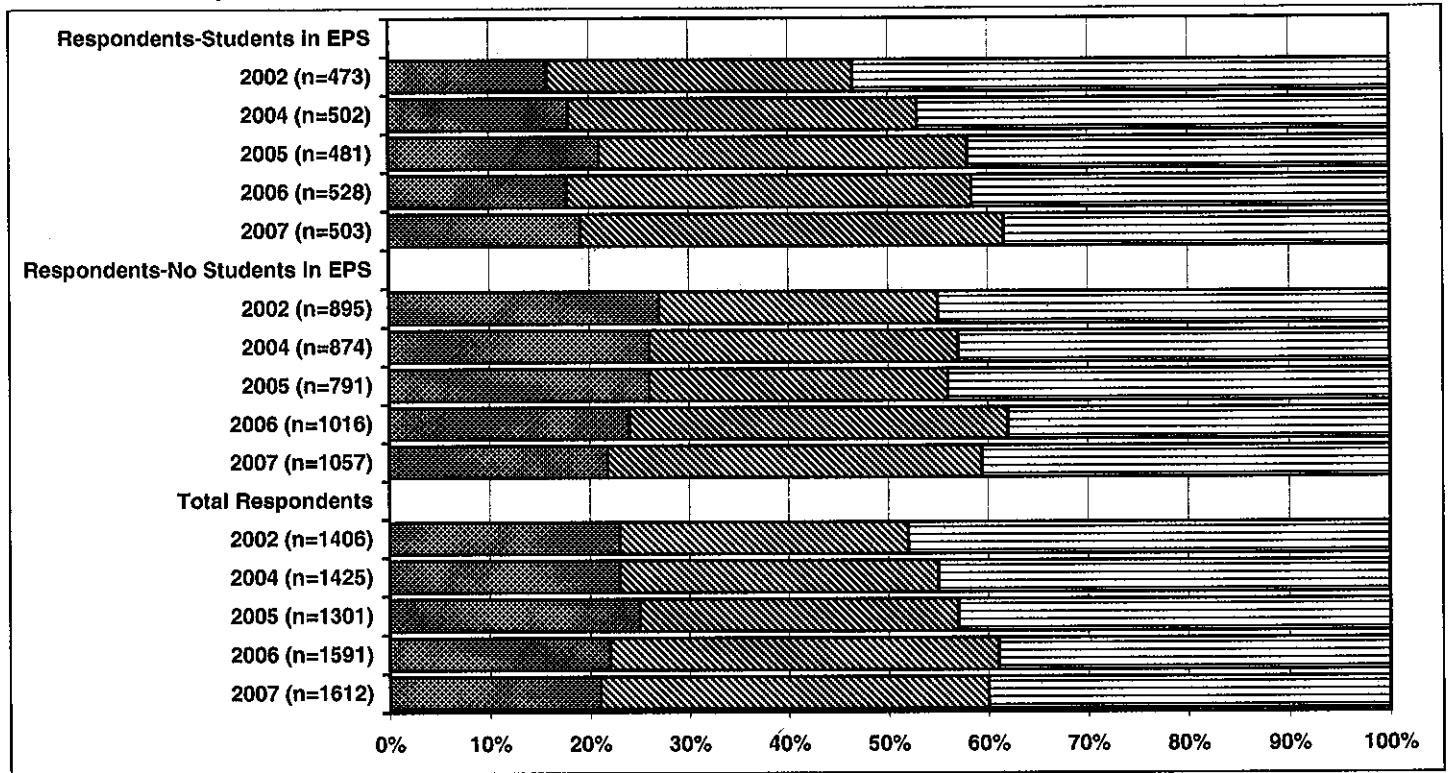
14. Responding to the public's concerns regarding education?



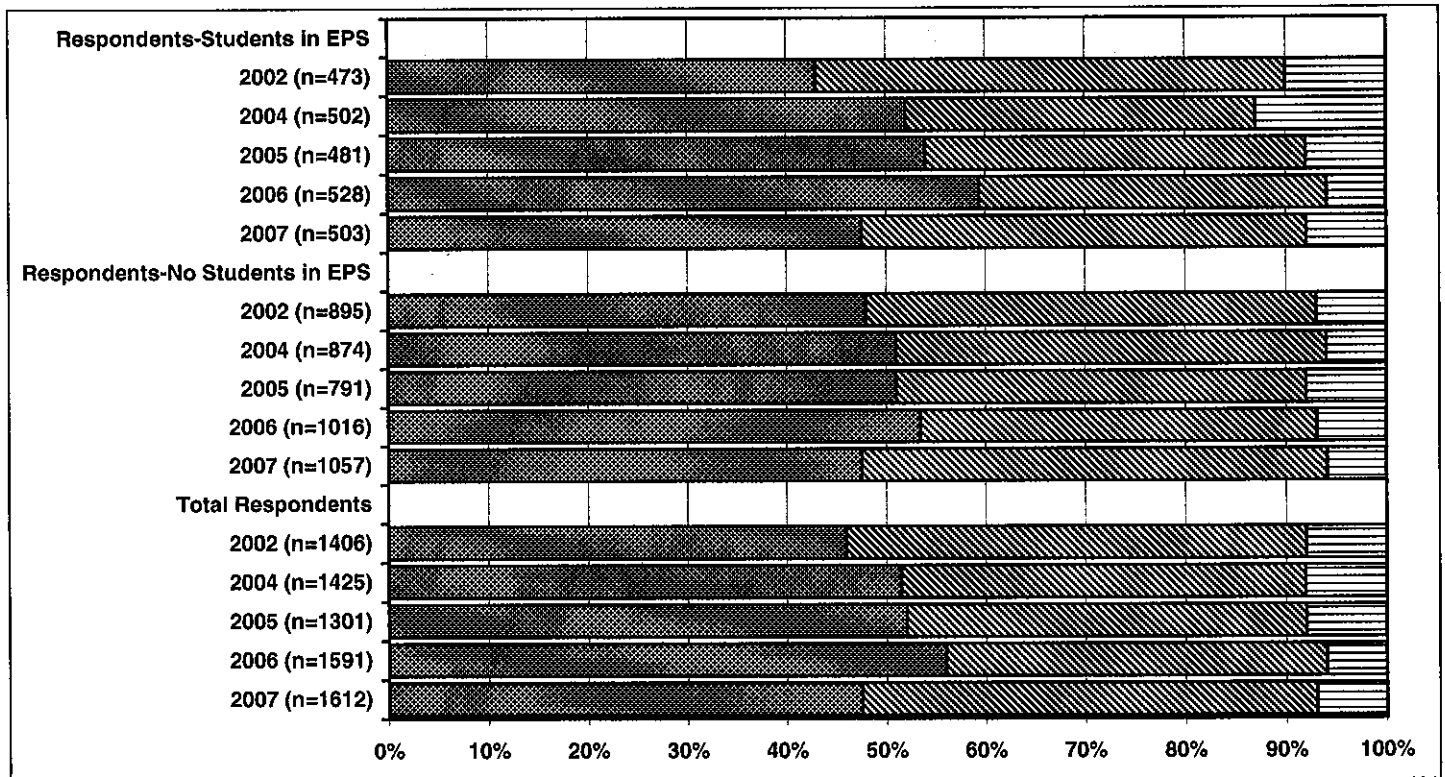
2007 COMMUNITY SURVEY

DO YOU BELIEVE THAT STUDENTS ATTENDING EDMONTON PUBLIC SCHOOLS ARE PROVIDED WITH A QUALITY OF EDUCATION THAT IS BETTER OR WORSE THAN:

15. Students in private schools?



16. Students elsewhere in Canada?



■ BETTER

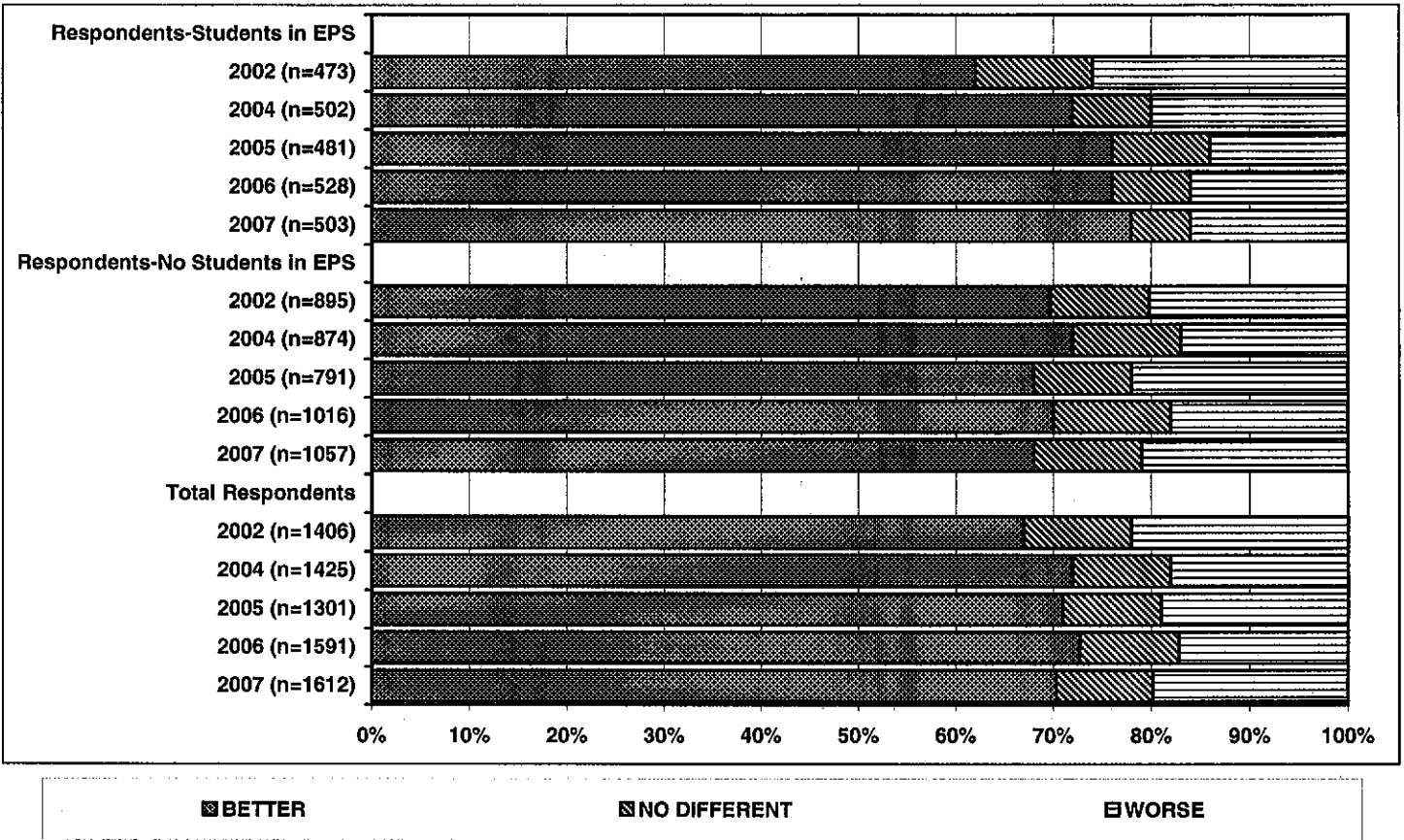
▨ NO DIFFERENT

□ WORSE

2007 COMMUNITY SURVEY

DO YOU BELIEVE THAT STUDENTS ATTENDING EDMONTON PUBLIC SCHOOLS ARE PROVIDED WITH A QUALITY OF EDUCATION THAT IS BETTER OR WORSE THAN:

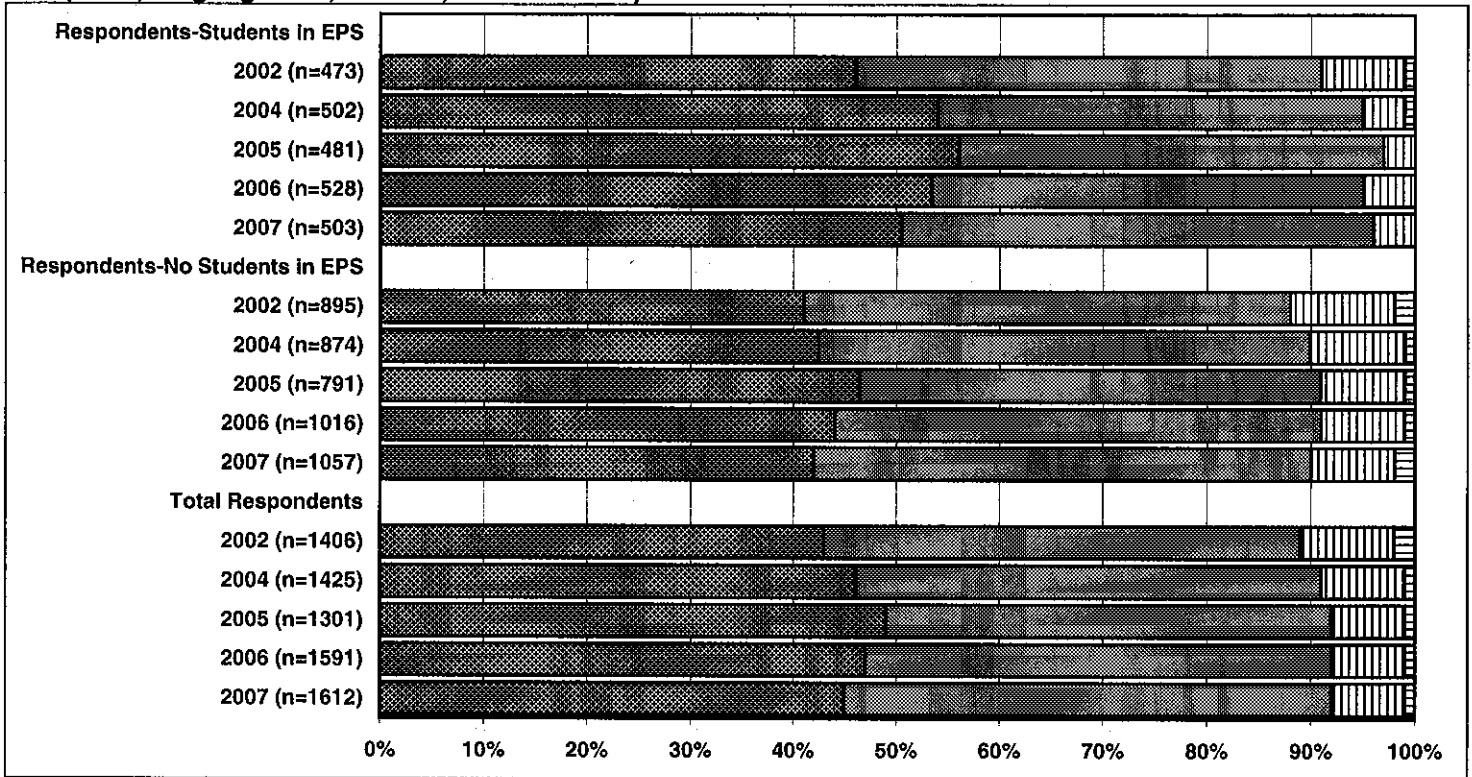
17. Students in other countries?



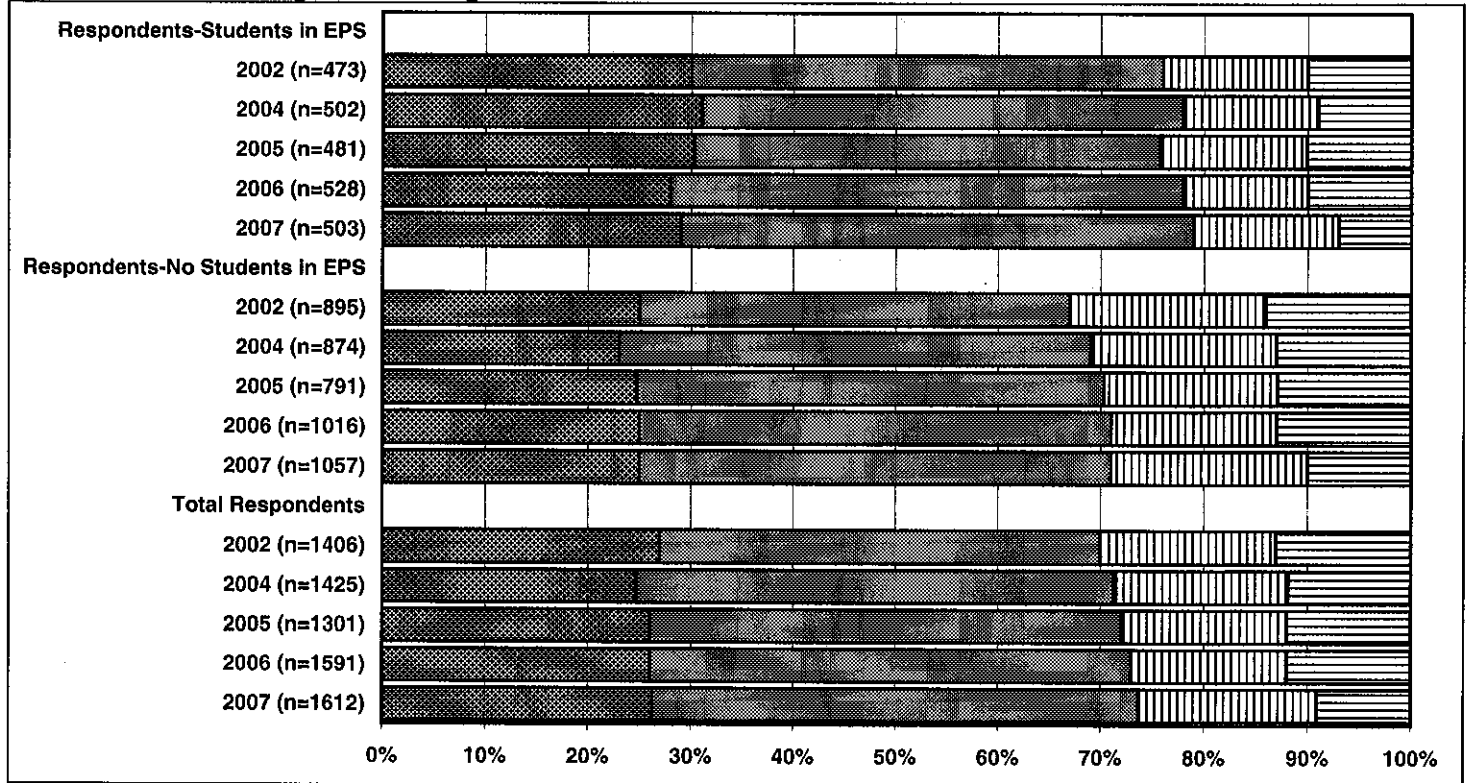
2007 COMMUNITY SURVEY

HOW SUPPORTIVE ARE YOU OF THE FOLLOWING:

18. Providing students with a variety of courses in addition to the core courses?
(math, language arts, science, social studies)?



19a. Schools receiving their funding from donations?



VERY SUPPORTIVE

SUPPORTIVE

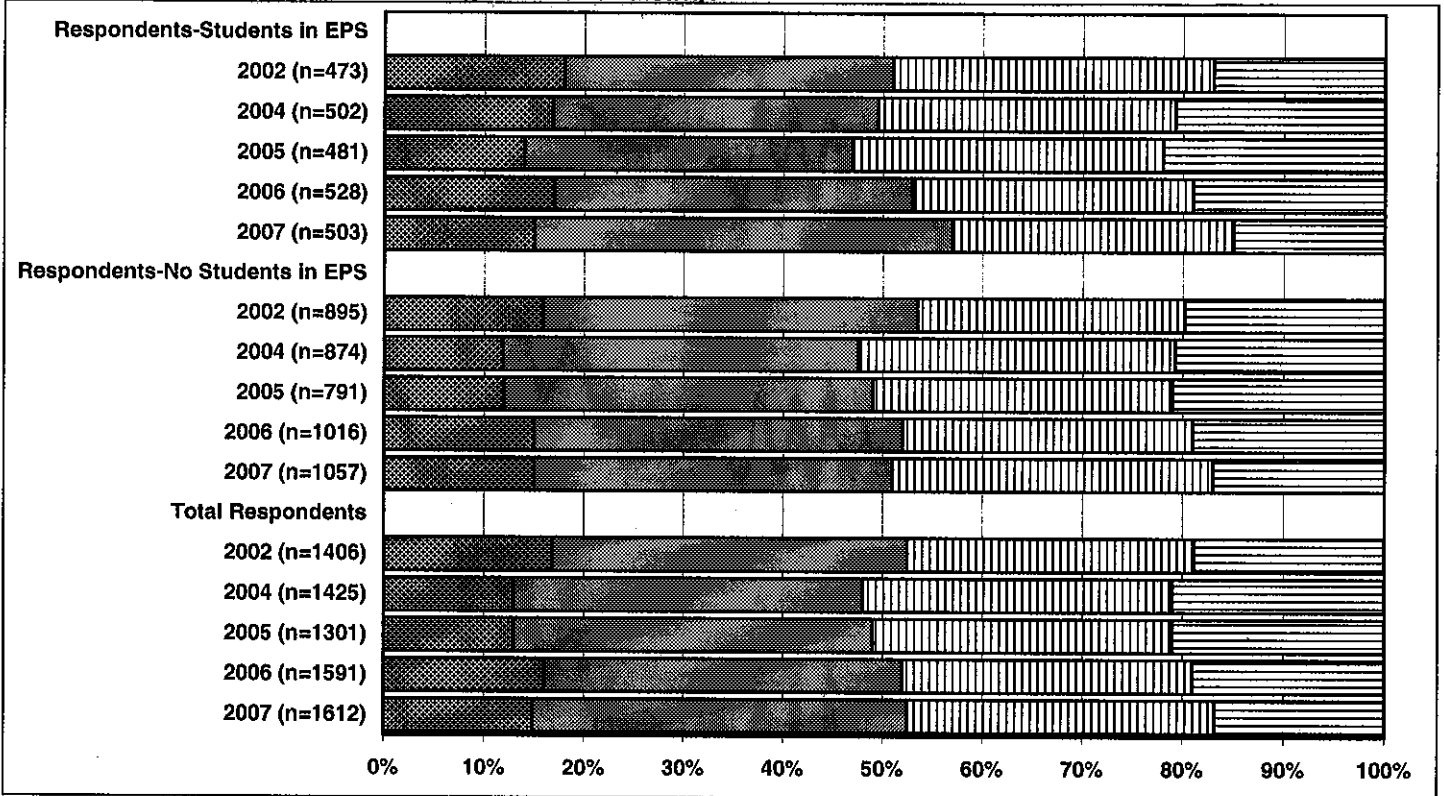
SOMEWHAT AGAINST

TOTALLY AGAINST

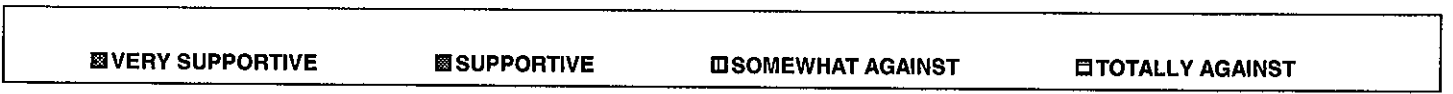
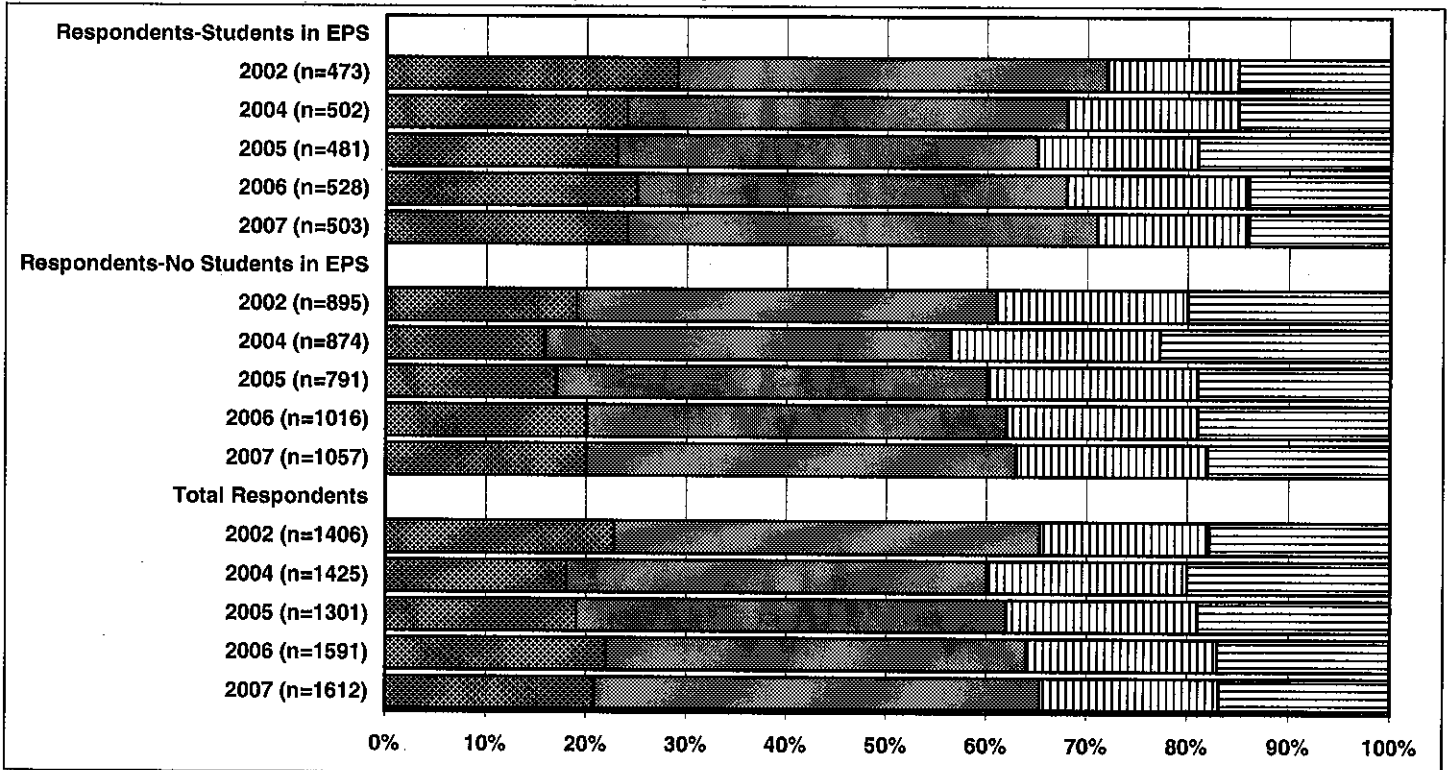
2007 COMMUNITY SURVEY

HOW SUPPORTIVE ARE YOU OF THE FOLLOWING:

19b. Schools receiving their funding from fund raising?



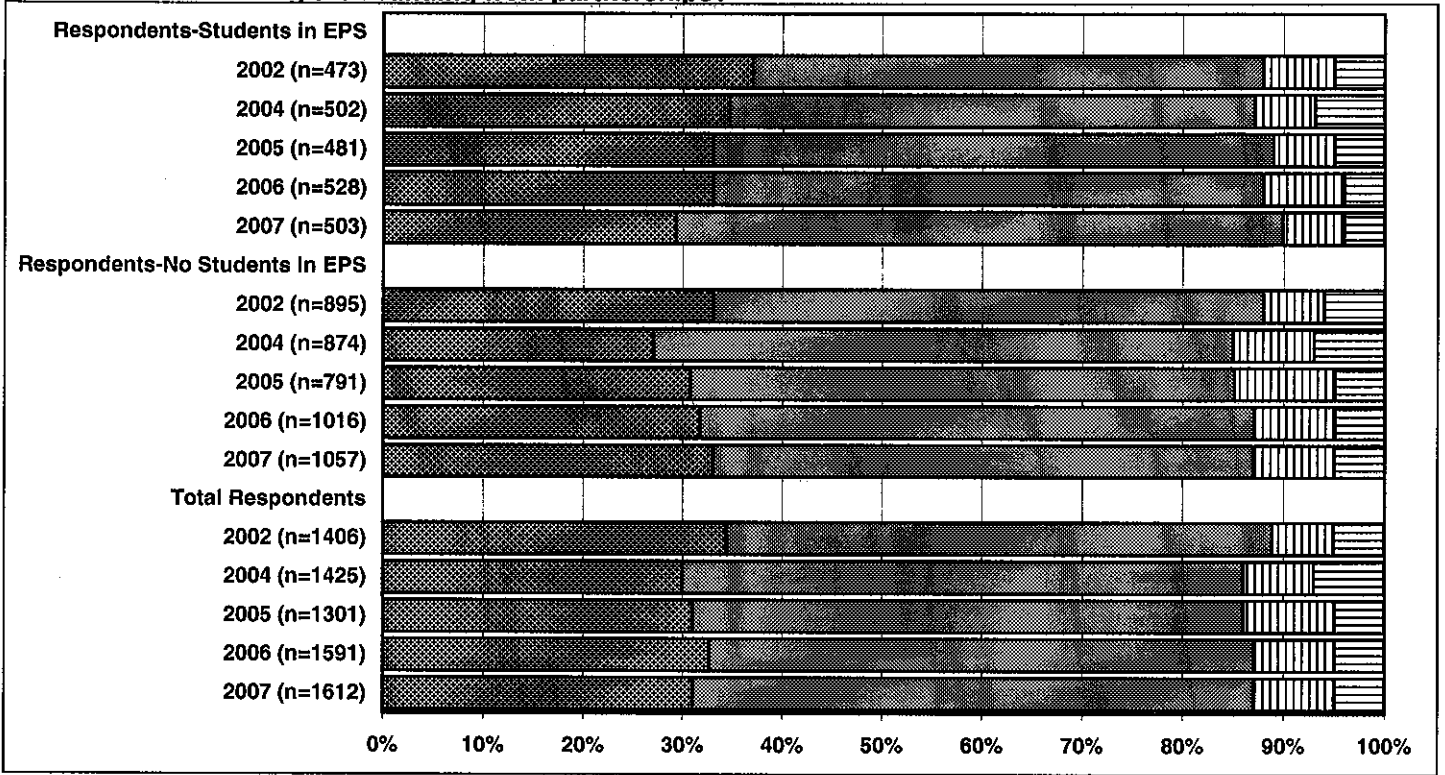
19c. Schools receiving their funding from sponsorships?



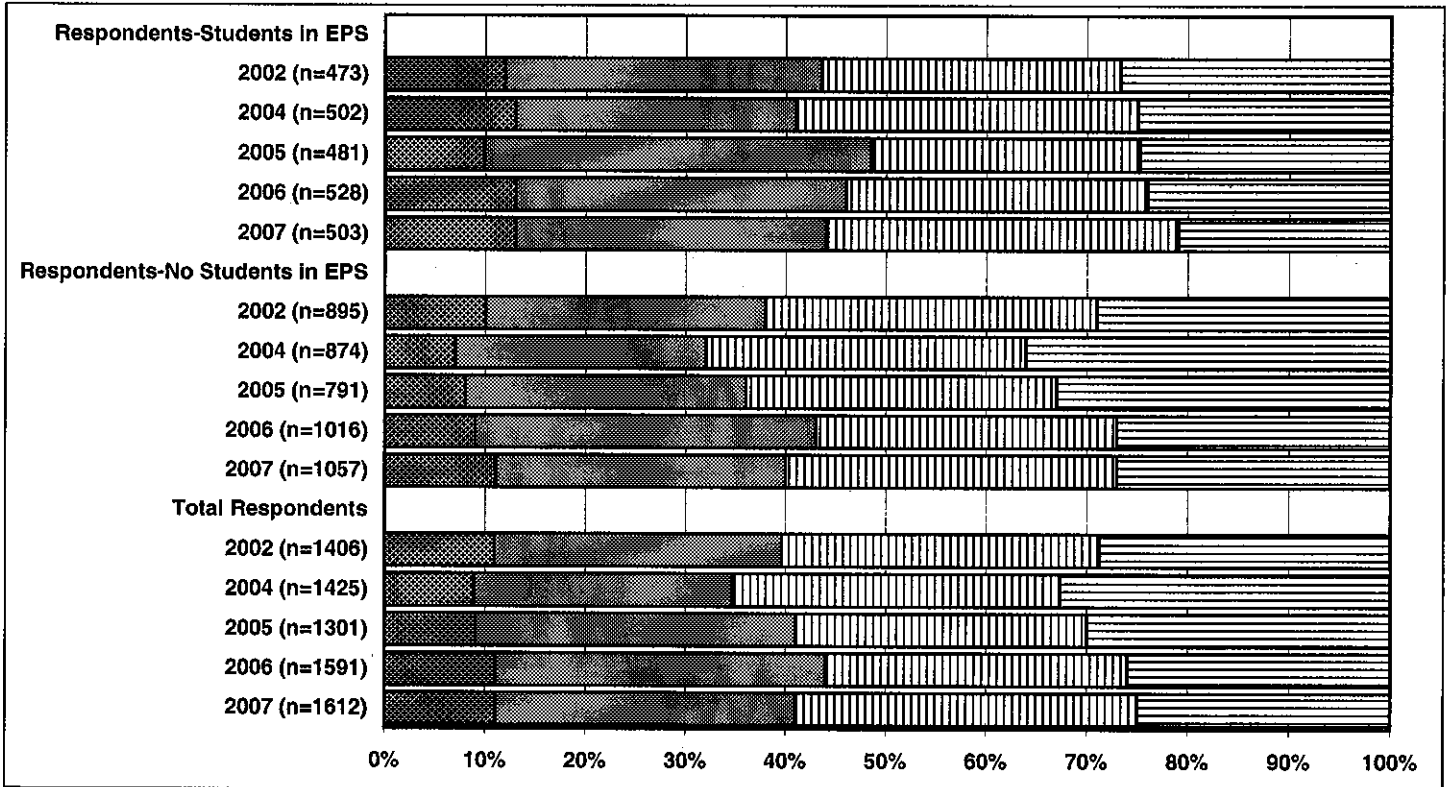
2007 COMMUNITY SURVEY

HOW SUPPORTIVE ARE YOU OF THE FOLLOWING:

19d. Schools receiving their funding from partnerships?



19e. Schools receiving their funding from exclusive supply agreements?



VERY SUPPORTIVE

SUPPORTIVE

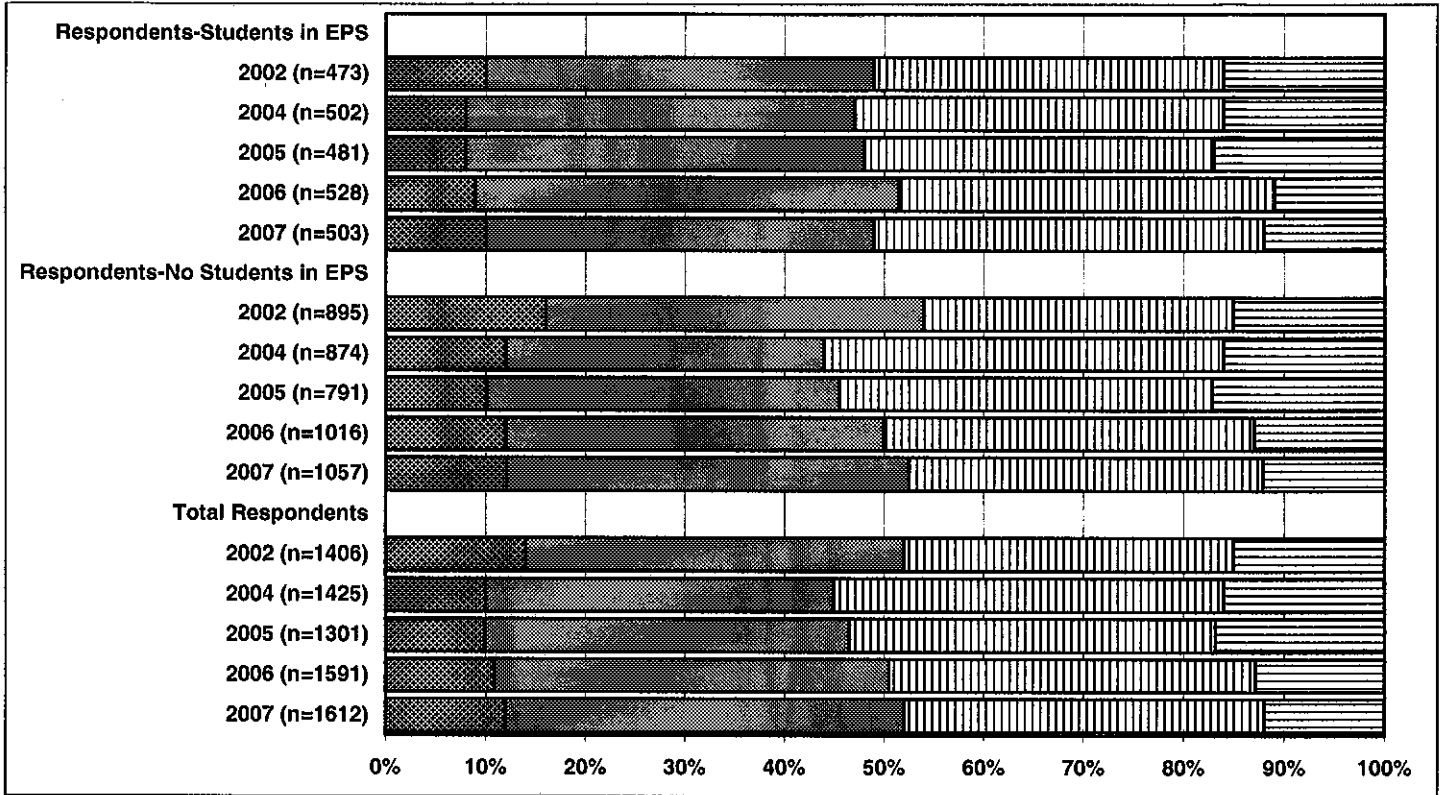
SOMEWHAT AGAINST

TOTALLY AGAINST

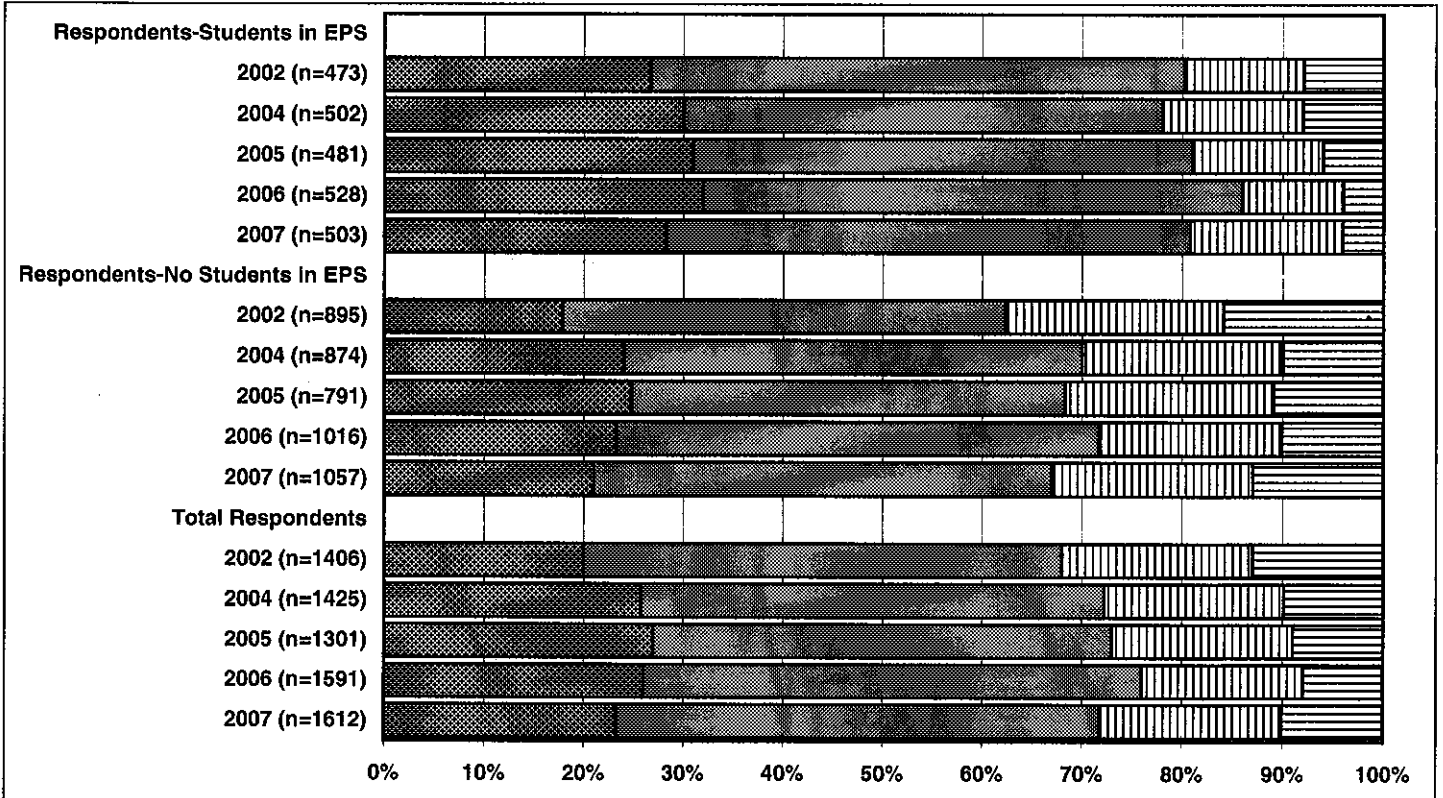
2007 COMMUNITY SURVEY

HOW SUPPORTIVE ARE YOU OF THE FOLLOWING:

20. Having parents pay for anything beyond basic education (e.g. sports, band, field-trips)?



21. Having a choice of different types of schools (e.g. gender specific, language specific, fine arts, sports, etc.)?

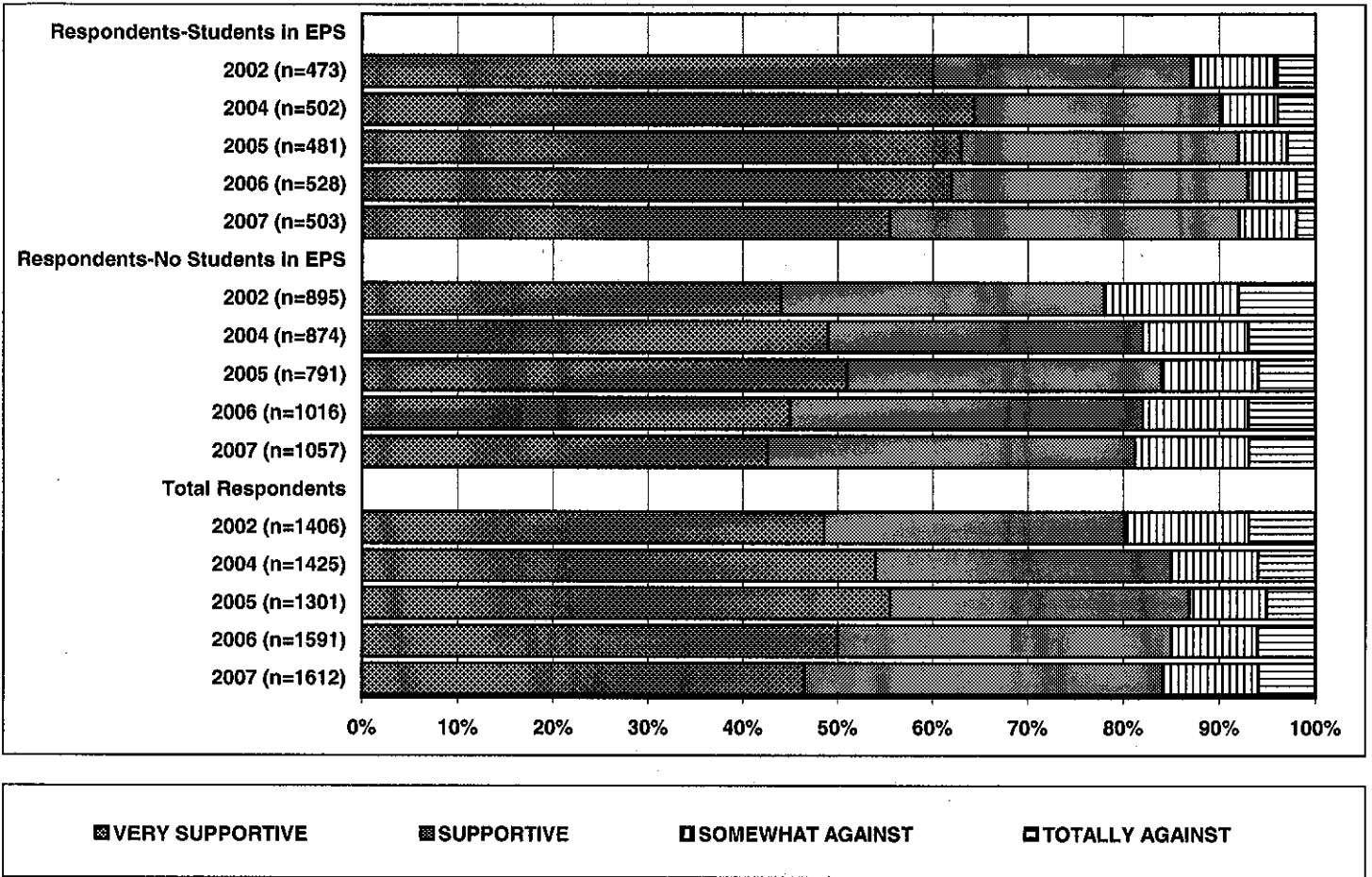


VERY SUPPORTIVE
 SUPPORTIVE
 SOMEWHAT AGAINST
 TOTALLY AGAINST

2007 COMMUNITY SURVEY

HOW SUPPORTIVE ARE YOU OF THE FOLLOWING:

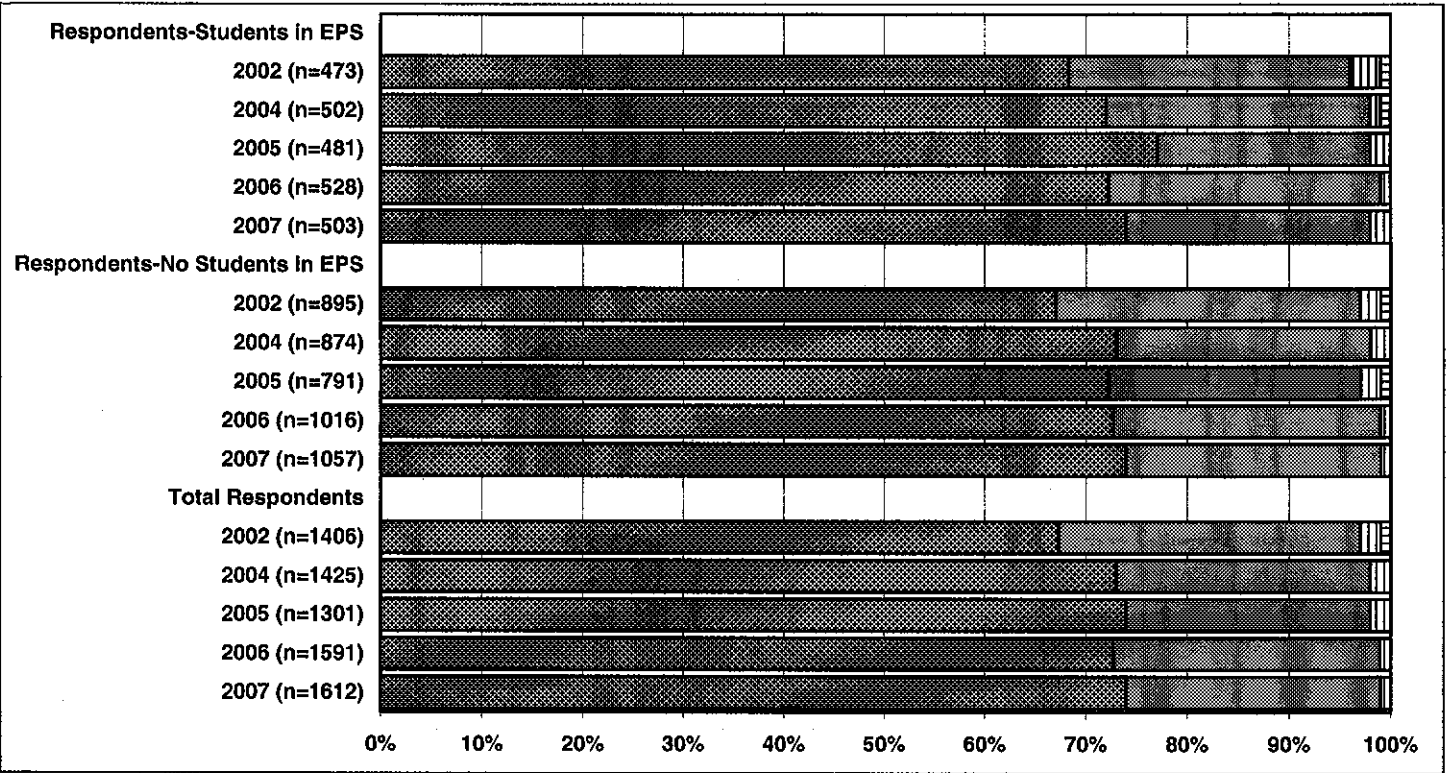
22. An increase in funding for Edmonton Public Schools?



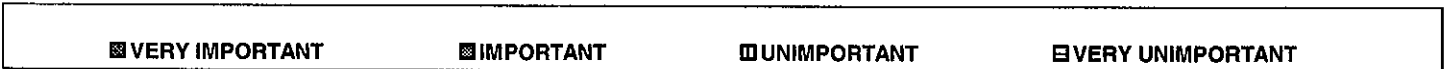
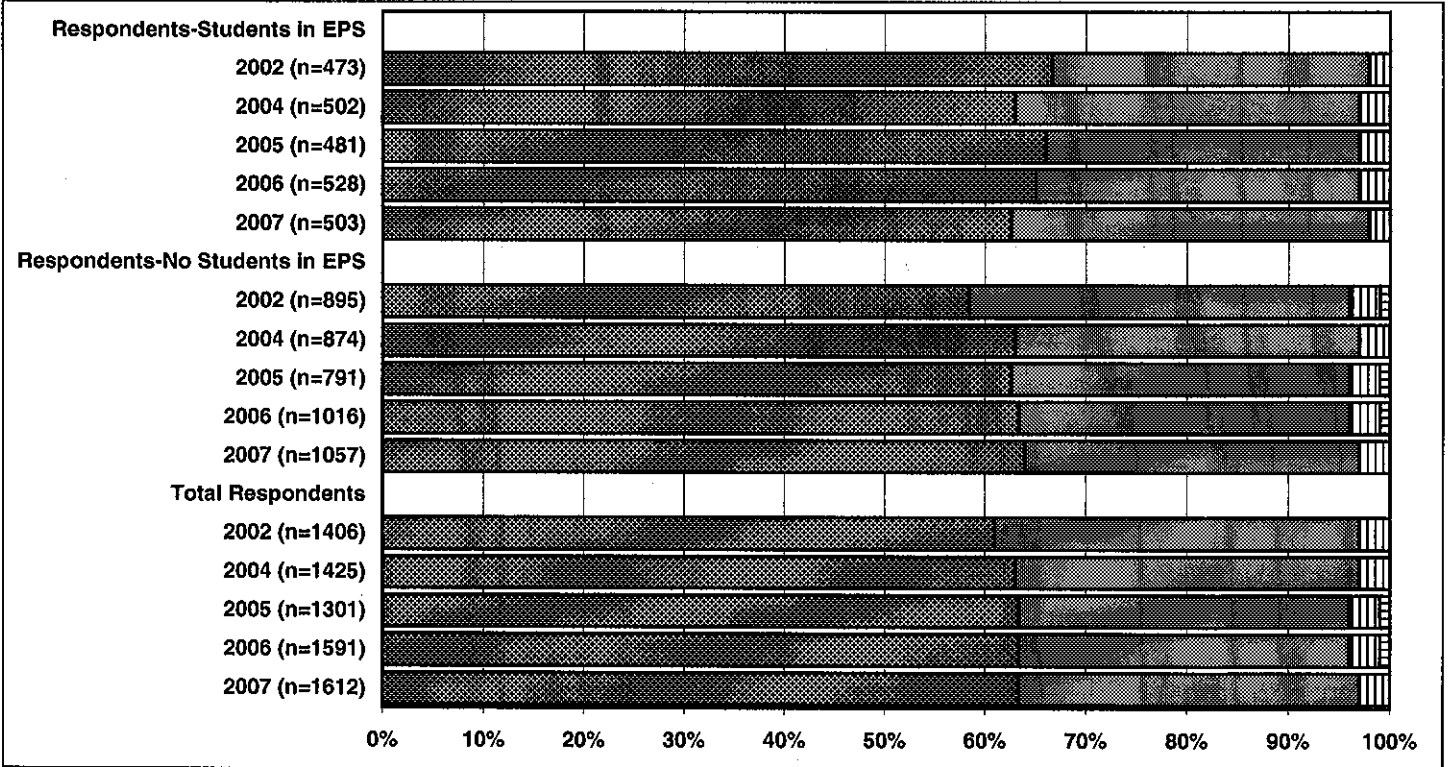
2007 COMMUNITY SURVEY

HOW IMPORTANT DO YOU FEEL IT IS FOR SCHOOLS TO DEVELOP THE FOLLOWING:

23. Life skills?




24. Job related skills?



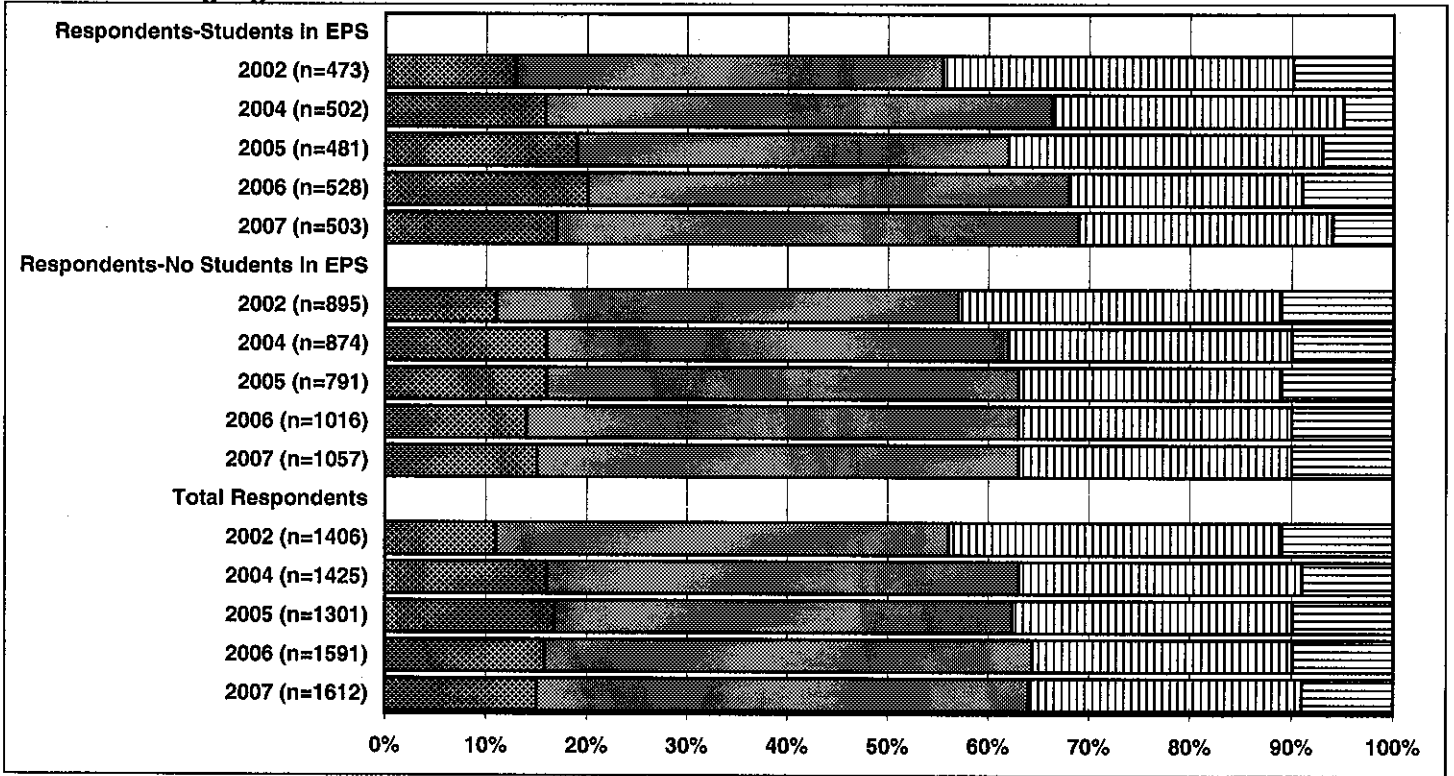
2007 COMMUNITY SURVEY

HOW IMPORTANT DO YOU FEEL IT IS FOR SCHOOLS TO DEVELOP THE FOLLOWING:

25. Skills and appreciation in fine arts?



26. French language skills?



VERY IMPORTANT

IMPORTANT


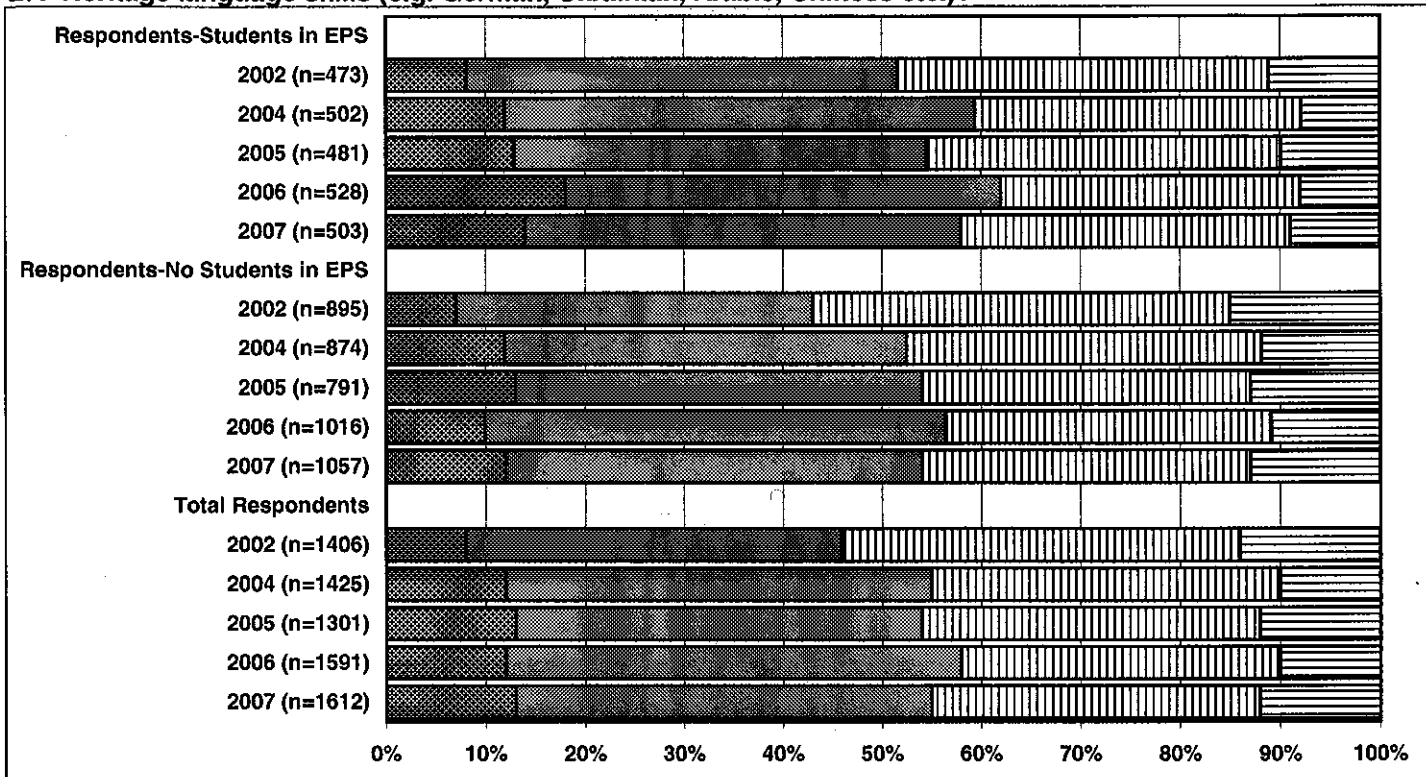
UNIMPORTANT

EVERY UNIMPORTANT

2007 COMMUNITY SURVEY

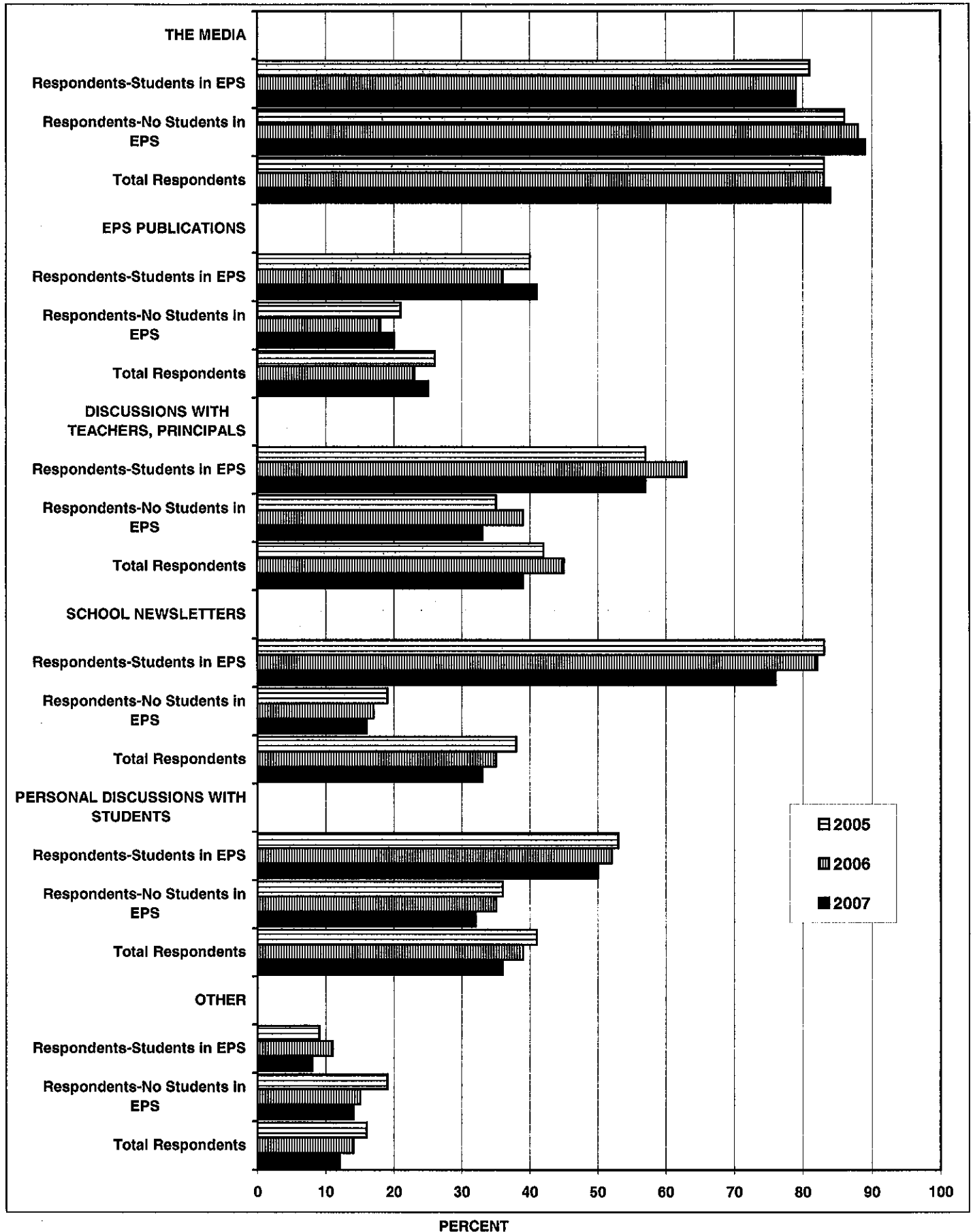
HOW IMPORTANT DO YOU FEEL IT IS FOR SCHOOLS TO DEVELOP THE FOLLOWING:

27. Heritage language skills (e.g. German, Ukrainian, Arabic, Chinese etc.)?



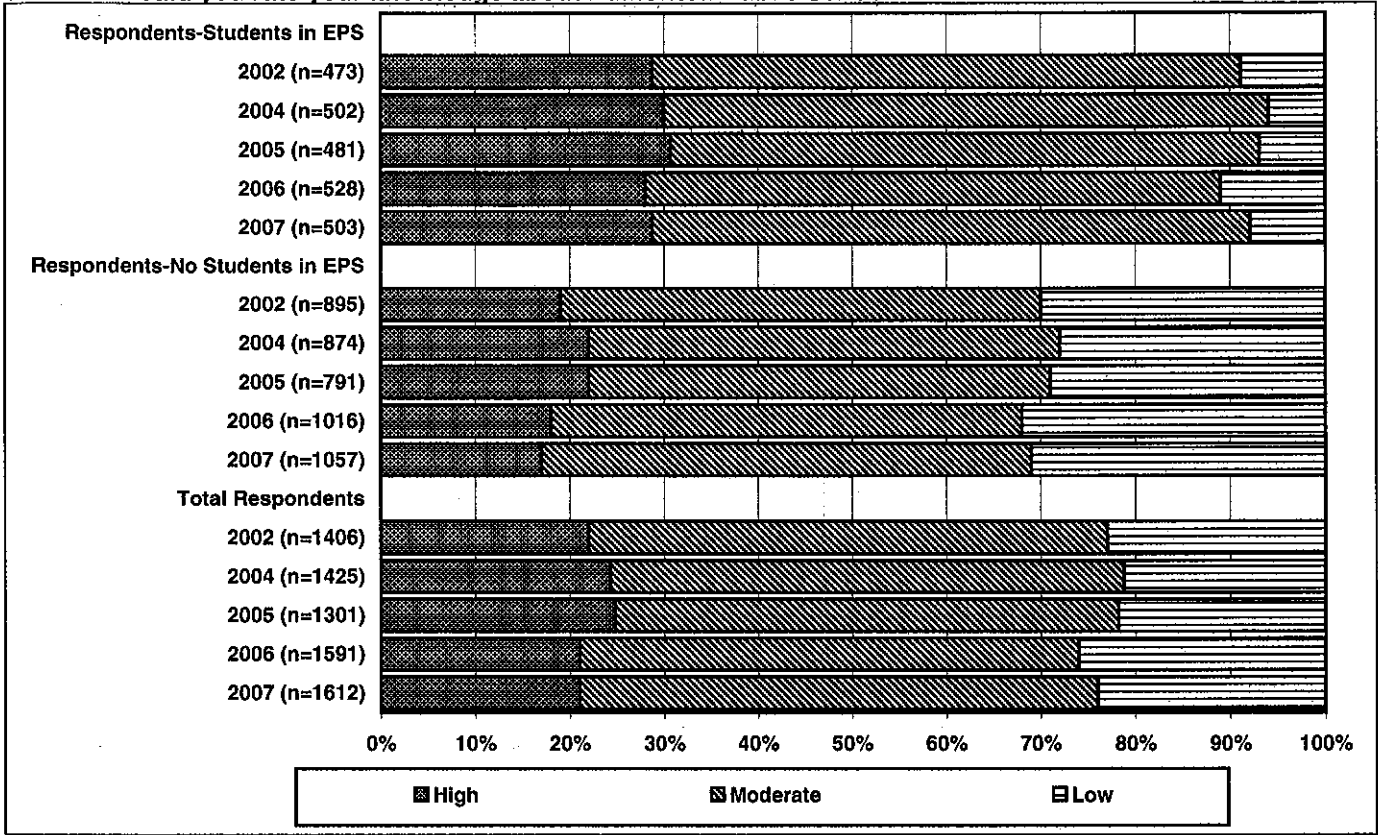
2007 COMMUNITY SURVEY

28. WHERE DO YOU USUALLY GET YOUR INFORMATION ABOUT EDUCATIONAL ISSUES IN EDMONTON?

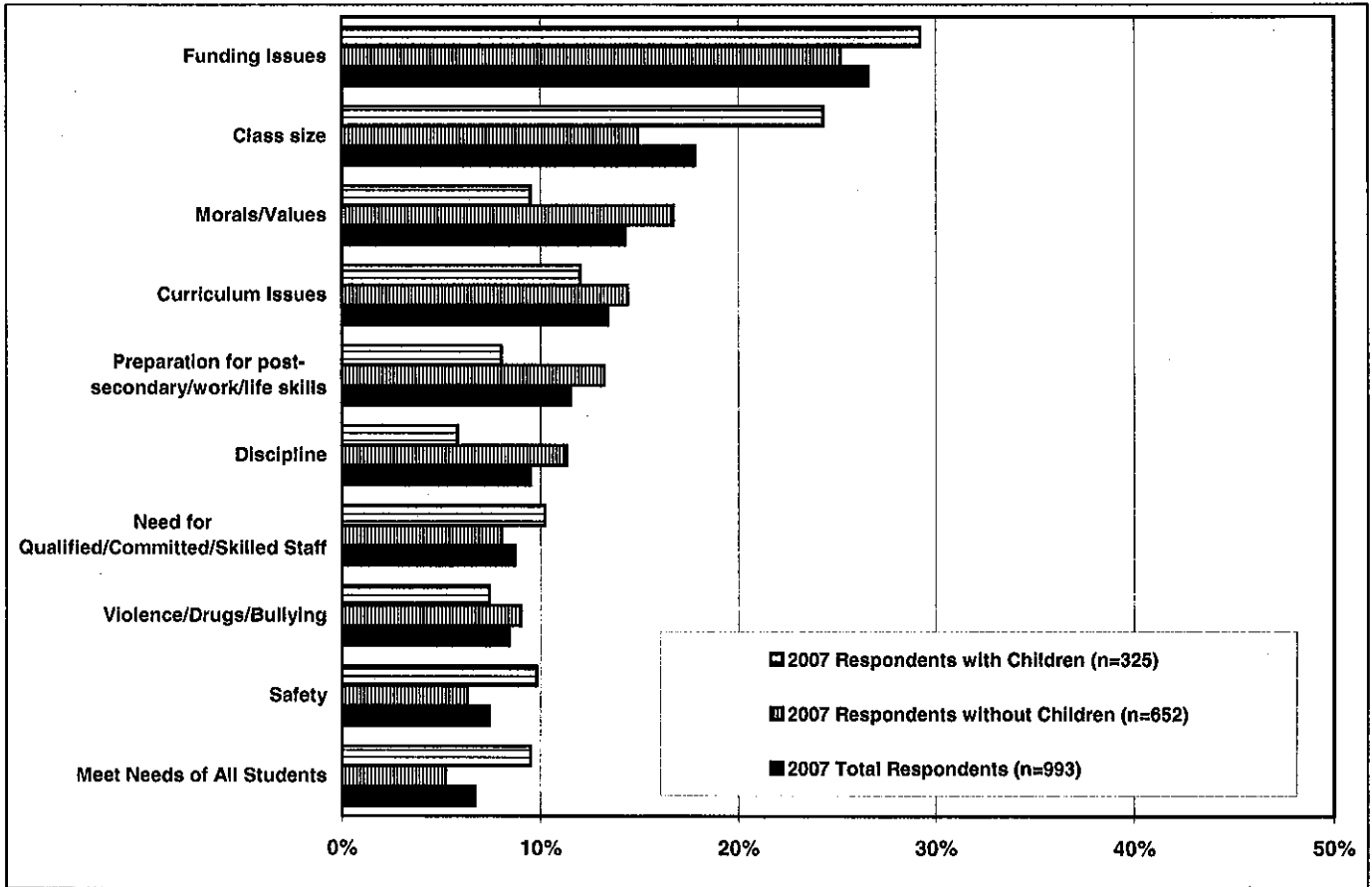


2007 COMMUNITY SURVEY

30. How would you rate your knowledge about Edmonton Public Schools?

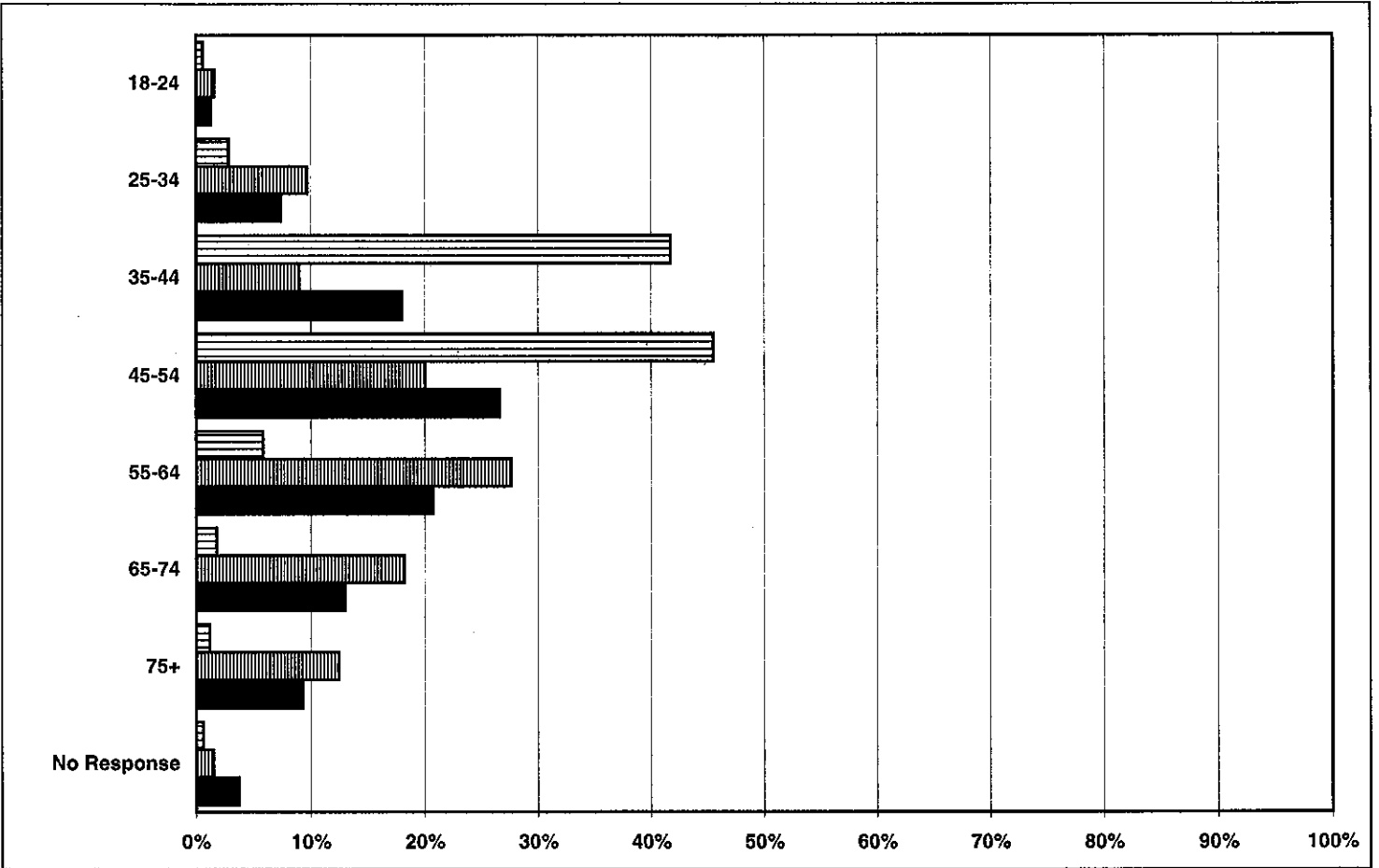


What would you say are the main issues facing education?

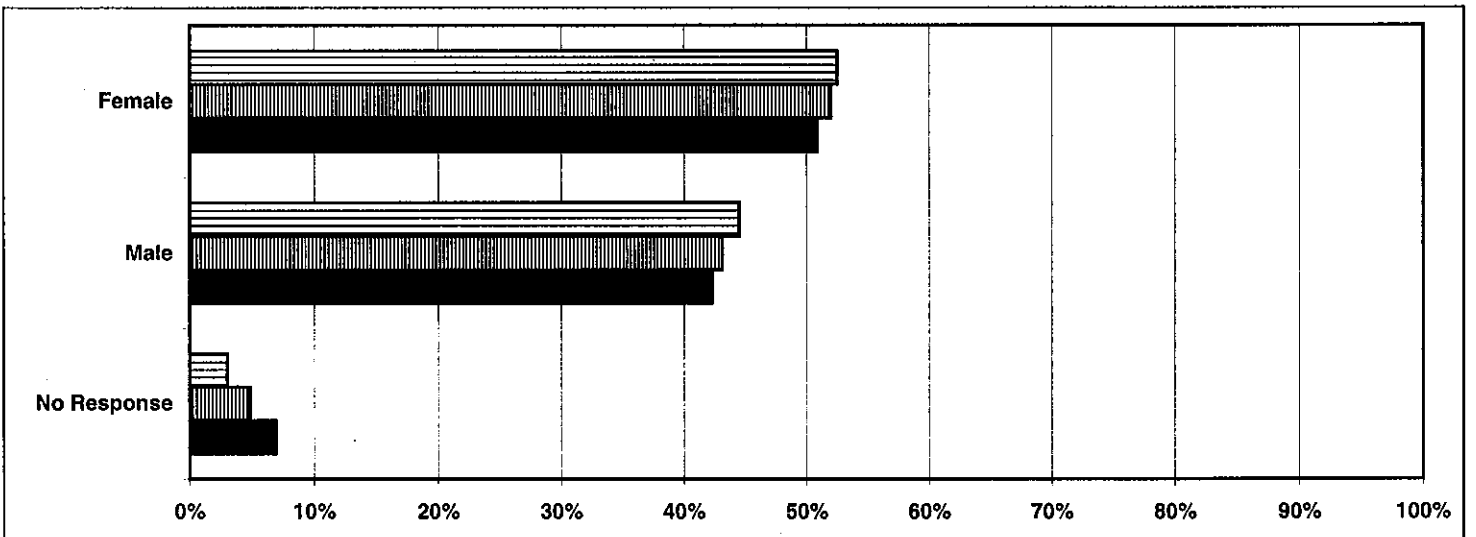


2007 COMMUNITY SURVEY

31. Ages of Respondents



32. Gender of Respondents



Respondents With Students in EPS (n=503)
 Respondents Without Students in EPS (n=1057)
 Total Respondents (n=1612)

2007 Multiyear Table of Increases and Decreases

TOTAL COMMUNITY 2002-2007

	2002	2004	2005	2006	2007	Increase / decrease
13. Encouraging school completion	75%	79%	75%	73%	77%	4%
19c. Funding from sponsorships	65%	60%	62%	64%	66%	2%
9. Preparation for post sec.	77%	77%	77%	78%	79%	1%
10. Preparation for world of work	59%	58%	59%	60%	61%	1%
19b. Funding from fund raising	53%	48%	49%	52%	53%	1%
2. Condition of EPS bldgs.	77%	65%	71%	68%	69%	1%
1. Quality of education	80%	82%	86%	87%	87%	0%
4. Availability of Continuing Education	90%	91%	93%	92%	92%	0%
8. Working with agencies	79%	79%	79%	81%	81%	0%
11. Preparation for being responsible citizens	64%	65%	65%	65%	65%	0%
18. Provide variety of courses	89%	91%	92%	92%	92%	0%
19a. Funding from donations	70%	72%	72%	73%	73%	0%
19d. Funding from partnerships	88%	86%	86%	88%	88%	0%
20. Parents pay for non-basics	52%	45%	46%	51%	51%	0%
22. Increase in funding	81%	85%	86%	85%	85%	0%
23. Importance of life skills	97%	98%	98%	99%	99%	0%
24. Importance of job related skills	97%	97%	96%	97%	97%	0%
25. Importance of fine arts skills	79%	82%	83%	82%	82%	0%
26. Importance of French skills	57%	63%	63%	64%	64%	0%
16. EPS better/same as Canada	92%	91%	92%	94%	93%	-1%
5. Effectiveness of teachers	78%	83%	86%	86%	85%	-1%
12. Safety of students	80%	83%	84%	83%	82%	-1%
15. EPS better/same as private schools	52%	55%	57%	61%	60%	-1%
17. EPS better/same as other countries	78%	82%	81%	83%	81%	-2%
3. Spending of public money	59%	62%	67%	68%	66%	-2%
14. Responding to public concerns	54%	57%	63%	67%	65%	-2%
27. Importance of heritage language skills	46%	55%	54%	58%	55%	-3%
6. Effectiveness of Principals	78%	81%	82%	85%	82%	-3%
19e. Funding from exclusive supply agreements	40%	35%	41%	44%	41%	-3%
21. Choice of different school types	68%	73%	73%	76%	71%	-5%
7. Effectiveness of Trustees	60%	63%	69%	72%	62%	-10%



PARENTS 2002-2007

	2002	2004	2005	2006	2007	increase / decrease
19b. Funding from fund raising	51%	49%	47%	53%	57%	4%
15. EPS better/same as private schools	47%	53%	58%	59%	62%	3%
19c. Funding from sponsorships	72%	68%	65%	68%	71%	3%
2. Condition of EPS bldgs.	78%	62%	70%	71%	73%	2%
13. Encouraging school completion	78%	82%	81%	79%	81%	2%
19a. Funding from donations	76%	78%	76%	78%	80%	2%
3. Spending of public money	57%	61%	66%	70%	71%	1%
18. Provide variety of courses	91%	94%	96%	95%	96%	1%
19d. Funding from partnerships	88%	88%	88%	88%	89%	1%
24. Importance of job related skills	98%	97%	98%	97%	98%	1%
26. Importance of French skills	56%	66%	62%	68%	69%	1%
4. Availability of Continuing Education	86%	89%	91%	93%	93%	0%
6. Effectiveness of Principals	77%	79%	85%	87%	87%	0%
10. Preparation for world of work	60%	63%	66%	70%	70%	0%
11. Preparation for being responsible citizens	70%	75%	76%	77%	77%	0%
12. Safety of students	84%	83%	85%	84%	84%	0%
14. Responding to public concerns	49%	58%	60%	69%	69%	0%
17. EPS better/same as other countries	74%	80%	86%	84%	84%	0%
25. Importance of fine arts skills	81%	83%	85%	85%	85%	0%
1. Quality of education	80%	84%	90%	92%	91%	-1%
5. Effectiveness of teachers	77%	80%	87%	89%	88%	-1%
22. Increase in funding	87%	91%	92%	93%	92%	-1%
23. Importance of life skills	97%	98%	98%	99%	98%	-1%
9. Preparation for post sec.	74%	78%	78%	83%	81%	-2%
16. EPS better/same as Canada	90%	87%	92%	95%	93%	-2%
19e. Funding from exclusive supply agreements	44%	41%	49%	47%	44%	-3%
20. Parents pay for non-basics	49%	47%	48%	52%	49%	-3%
8. Working with agencies	81%	79%	80%	84%	80%	-4%
27. Importance of heritage language skills	52%	59%	55%	62%	58%	-4%
21. Choice of different school types	80%	78%	81%	86%	81%	-5%
7. Effectiveness of Trustees	55%	61%	67%	75%	69%	-6%

NON-PARENTS 2002-2007

	2002	2004	2005	2006	2007	Increase/ Decrease
13. Encouraging school completion	73%	78%	71%	70%	75%	5%
20. Parents pay for non-basics	54%	44%	45%	50%	53%	3%
9. Preparation for post sec.	78%	77%	77%	76%	78%	2%
1. Quality of education	80%	82%	84%	84%	85%	1%
8. Working with agencies	79%	80%	79%	80%	81%	1%
19c. Funding from sponsorships	61%	56%	60%	62%	63%	1%
23. Importance of life skills	98%	98%	98%	98%	99%	1%
10. Preparation for world of work	58%	56%	56%	56%	57%	1%
16. EPS better/same as Canada	93%	94%	92%	93%	94%	1%
2. Condition of EPS bldgs.	76%	66%	72%	66%	66%	0%
4. Availability of Continuing Education	92%	92%	93%	92%	92%	0%
5. Effectiveness of teachers	79%	84%	85%	84%	84%	0%
11. Preparation for being responsible citizens	60%	60%	59%	59%	59%	0%
22. Increase in funding	78%	83%	84%	82%	82%	0%
24. Importance of job related skills	96%	97%	96%	97%	97%	0%
25. Importance of fine arts skills	78%	81%	82%	81%	81%	0%
26. Importance of French skills	57%	62%	63%	63%	63%	0%
12. Safety of students	77%	83%	83%	82%	81%	-1%
18. Provide variety of courses	88%	90%	91%	91%	90%	-1%
19a. Funding from donations	67%	69%	70%	72%	71%	-1%
19b. Funding from fund raising	54%	47%	49%	52%	51%	-1%
19d. Funding from partnerships	88%	85%	85%	88%	87%	-1%
6. Effectiveness of Principals	79%	82%	81%	83%	80%	-3%
17. EPS better/same as other countries	80%	83%	78%	82%	79%	-3%
21. Choice of different school types	62%	70%	68%	71%	68%	-3%
27. Importance of heritage language skills	43%	53%	54%	57%	54%	-3%
15. EPS better/same as private schools	55%	57%	56%	62%	59%	-3%
19e. Funding from exclusive supply agreements	38%	32%	36%	43%	40%	-3%
3. Spending of public money	60%	62%	67%	66%	62%	-4%
14. Responding to public concerns	56%	56%	64%	67%	63%	-4%
7. Effectiveness of Trustees	62%	64%	70%	71%	59%	-12%

How important do you feel it is for schools to develop the following:

	Very Important	Important	Unimportant	Very Unimportant	Don't Know
23. Life skills	<input type="checkbox"/>	<input type="checkbox"/>	<input type="checkbox"/>	<input type="checkbox"/>	<input type="checkbox"/>
24. Job related skills	<input type="checkbox"/>	<input type="checkbox"/>	<input type="checkbox"/>	<input type="checkbox"/>	<input type="checkbox"/>
25. Skills and appreciation in fine arts	<input type="checkbox"/>	<input type="checkbox"/>	<input type="checkbox"/>	<input type="checkbox"/>	<input type="checkbox"/>
26. French language skills	<input type="checkbox"/>	<input type="checkbox"/>	<input type="checkbox"/>	<input type="checkbox"/>	<input type="checkbox"/>
27. Heritage language skills (e.g. German, Ukrainian, Arabic, Chinese, etc.)	<input type="checkbox"/>	<input type="checkbox"/>	<input type="checkbox"/>	<input type="checkbox"/>	<input type="checkbox"/>

28. Where do you usually get your information about educational issues in Edmonton? (Check all that apply)

the media Edmonton Public Schools publications personal discussions with teachers, principals

local school newsletters personal discussions with students

Other (please specify) _____

29. Do you currently have children attending Edmonton Public Schools? Yes No

30. How would you rate your knowledge about Edmonton Public Schools? High Moderate Low

31. Age: 18-24 25-34 35-44 45-54 55-64

65-74 75+

32. Sex: Male Female

What would you say are the main issues facing education at the elementary, junior and senior high school levels?

THANK YOU FOR RESPONDING TO THIS SURVEY.



COMMUNITY QUESTIONNAIRE – 2007

April, 2007

Dear Edmonton Public Schools supporter:

The board of trustees and the administration of Edmonton Public Schools are interested in knowing how you feel about the education Edmonton Public Schools is providing.

You have been randomly selected from an address list representing Edmonton Public Schools tax supporters. Please complete the enclosed questionnaire and return it in the enclosed addressed envelope by **May 4, 2007** (no postage is required). Your perceptions are important to us whether or not you have children attending an Edmonton public school.

You also have the option of completing this survey on the Internet. Access the survey at surveys.epsh.ca, enter the 7 digit access code given in the box at the bottom of this letter and follow the instructions given.

The opinions that you provide will be used along with other information to assist us in improving the quality of education provided by Edmonton Public Schools. The confidentiality of your individual responses is assured. The data collected will be aggregated, analyzed, and reported at the school district level only. Results will be made available to the public as well as to individuals, on request, in the fall of 2007.

Thank you for your cooperation. Should you have questions about this survey, please call 429-8160.

Yours truly,

Bev Esslinger *Bob Holt*

Bev Esslinger
Board Chairman

Bob Holt
Acting Superintendent

BE:BH:db

INTERNET ACCESS CODE

The following questions are designed to obtain your opinions about Edmonton Public Schools. There are no right or wrong answers. Please answer the questions on both sides of the questionnaire. All responses are completely confidential.

How satisfied are you with the following:

	Very Satisfied	Satisfied	Dissatisfied	Very Dissatisfied	Don't Know
1. The overall quality of education received by students attending Edmonton Public Schools	<input type="checkbox"/>	<input type="checkbox"/>	<input type="checkbox"/>	<input type="checkbox"/>	<input type="checkbox"/>
2. The general condition of Edmonton Public Schools' buildings	<input type="checkbox"/>	<input type="checkbox"/>	<input type="checkbox"/>	<input type="checkbox"/>	<input type="checkbox"/>
3. The way Edmonton Public Schools spends its public money	<input type="checkbox"/>	<input type="checkbox"/>	<input type="checkbox"/>	<input type="checkbox"/>	<input type="checkbox"/>
4. The availability of continuing education from Edmonton Public Schools (e.g. academic upgrading, skill development, general interest available at Metro Community College)	<input type="checkbox"/>	<input type="checkbox"/>	<input type="checkbox"/>	<input type="checkbox"/>	<input type="checkbox"/>
5. The overall effectiveness of teaching staff	<input type="checkbox"/>	<input type="checkbox"/>	<input type="checkbox"/>	<input type="checkbox"/>	<input type="checkbox"/>
6. The overall effectiveness of the school principals	<input type="checkbox"/>	<input type="checkbox"/>	<input type="checkbox"/>	<input type="checkbox"/>	<input type="checkbox"/>
7. The overall effectiveness of Edmonton Public Schools' trustees	<input type="checkbox"/>	<input type="checkbox"/>	<input type="checkbox"/>	<input type="checkbox"/>	<input type="checkbox"/>

How effective is Edmonton Public Schools in the following areas:

	Very Effective	Effective	Ineffective	Very Ineffective	Don't Know
8. Working with other agencies to help students (e.g. social services, health services, police services)	<input type="checkbox"/>	<input type="checkbox"/>	<input type="checkbox"/>	<input type="checkbox"/>	<input type="checkbox"/>
9. Preparing students for entering post-secondary education (university, college, technical schools)	<input type="checkbox"/>	<input type="checkbox"/>	<input type="checkbox"/>	<input type="checkbox"/>	<input type="checkbox"/>
10. Preparing students for the world of work	<input type="checkbox"/>	<input type="checkbox"/>	<input type="checkbox"/>	<input type="checkbox"/>	<input type="checkbox"/>
11. Preparing students to be responsible citizens	<input type="checkbox"/>	<input type="checkbox"/>	<input type="checkbox"/>	<input type="checkbox"/>	<input type="checkbox"/>
12. Providing for the safety of students at school	<input type="checkbox"/>	<input type="checkbox"/>	<input type="checkbox"/>	<input type="checkbox"/>	<input type="checkbox"/>
13. Encouraging students to stay in school until they graduate	<input type="checkbox"/>	<input type="checkbox"/>	<input type="checkbox"/>	<input type="checkbox"/>	<input type="checkbox"/>
14. Responding to the public's concerns regarding education	<input type="checkbox"/>	<input type="checkbox"/>	<input type="checkbox"/>	<input type="checkbox"/>	<input type="checkbox"/>

Do you believe that students attending Edmonton Public Schools are provided with a quality of education that is better or worse than:

	Better	Worse	No Difference	Don't Know
15. Students in private schools?	<input type="checkbox"/>	<input type="checkbox"/>	<input type="checkbox"/>	<input type="checkbox"/>
16. Students elsewhere in Canada?	<input type="checkbox"/>	<input type="checkbox"/>	<input type="checkbox"/>	<input type="checkbox"/>
17. Students in other countries?	<input type="checkbox"/>	<input type="checkbox"/>	<input type="checkbox"/>	<input type="checkbox"/>

How supportive are you of the following:

	Very Supportive	Supportive	Somewhat Against	Totally Against	Don't Know
18. Providing students with a variety of courses in addition to the core courses (math, language arts, science, social studies)	<input type="checkbox"/>	<input type="checkbox"/>	<input type="checkbox"/>	<input type="checkbox"/>	<input type="checkbox"/>
19. Schools receiving their funding from various sources:					
a) <u>donations</u> – gifts (money or supplies) from private individuals or companies in return for a charitable donation receipt	<input type="checkbox"/>	<input type="checkbox"/>	<input type="checkbox"/>	<input type="checkbox"/>	<input type="checkbox"/>
b) <u>fund raising</u> – students, parents or other interested groups organize events to raise money for a school	<input type="checkbox"/>	<input type="checkbox"/>	<input type="checkbox"/>	<input type="checkbox"/>	<input type="checkbox"/>
c) <u>sponsorships</u> – companies provide money, price discounts, equipment, materials or services in exchange for recognition at events or in school notices about events	<input type="checkbox"/>	<input type="checkbox"/>	<input type="checkbox"/>	<input type="checkbox"/>	<input type="checkbox"/>
d) <u>partnerships</u> – businesses or community organizations share their resources, expertise and time with schools and students without any financial commitment	<input type="checkbox"/>	<input type="checkbox"/>	<input type="checkbox"/>	<input type="checkbox"/>	<input type="checkbox"/>
e) <u>exclusive supply agreements</u> – a SINGLE business provides schools with quality goods and services at favorable prices for a fixed price	<input type="checkbox"/>	<input type="checkbox"/>	<input type="checkbox"/>	<input type="checkbox"/>	<input type="checkbox"/>
20. Having parents pay for anything beyond basic education (e.g. sports, band, field-trips)	<input type="checkbox"/>	<input type="checkbox"/>	<input type="checkbox"/>	<input type="checkbox"/>	<input type="checkbox"/>
21. Having a choice of different types of schools (e.g. gender specific, language specific, fine arts, sports, etc.)	<input type="checkbox"/>	<input type="checkbox"/>	<input type="checkbox"/>	<input type="checkbox"/>	<input type="checkbox"/>
22. An increase in funding for Edmonton Public Schools	<input type="checkbox"/>	<input type="checkbox"/>	<input type="checkbox"/>	<input type="checkbox"/>	<input type="checkbox"/>

PLEASE CONTINUE ON BACK PAGE