

EDMONTON PUBLIC SCHOOLS

June 28, 2005

TO: Board of Trustees

FROM: A. McBeath, Superintendent of Schools

SUBJECT: Recommendations Regarding the Proposed Closure of Wellington School

ORIGINATOR: C. McCabe, Assistant to the Superintendent

RESOURCE  
STAFF: Jenise Bidulock, Randy Billey, Don Darling, Josephine Duquette, Michael Ediger, Leanne Fedor, Kelly Hehn, Dave Jones, Kathy McCabe, Shirly McNeill, Colin Ross, Amy-Irene Seward, Cindy Skolski, Morrie Smith

RECOMMENDATION

1. That the closure of Wellington School at the end of the 2004-2005 school year be approved.
- 2a. That an emergent request to the Minister of Infrastructure and Transportation for capital funding to complete essential work at receiving schools, to accommodate students for September 2005; (minor modifications would be required at Rosslyn School in the amount of \$80,000, at Queen Elizabeth School in the amount of \$129,000, and Dickinsfield School in the amount of \$92,000) be approved.
- b. That in the event that a commitment for funding the above from the Minister of Infrastructure and Transportation is not forthcoming prior to October 15, 2005, that a transfer of these funds from the Capital Reserve be approved.
3. That once September 2005 enrolment has been confirmed, the Three-Year Capital Plan be amended as appropriate for general upgrades to receiving schools.

\* \* \* \* \*

**Rationale for Recommending Closure**

Wellington School was opened in 1958 and has a provincially rated capacity for 676 students. The September 30, 2004 enrolment at Wellington School was 182 students. Enrolment at Wellington School has been steadily declining since 1973 (Appendix I). Of the 182 students enrolled at Wellington School, 150 students are in regular programming and 32 students receive severe special needs programming. Currently there are 44 students in grade 7 receiving regular programming, 49 students in grade 8 receiving regular programming, and 57 students in grade 9 receiving regular programming.

Projected enrolment for next year is 113 students (including severe special needs) in grades 7 to 9. Current pre-enrolment at Wellington School as of June 23, 2005 is as follows: 89 students in the regular program and 24 students in special needs programs for a total of 113 students. There are 470 public junior high students living within the Wellington School attendance area. This includes the local Athlone and McArthur neighbourhoods and the west portion of Kensington and Calder (119 Street), as well as, Canossa, Oxford, Carleton, Cumberland and Hudson neighbourhoods. Of the students from the areas, 136 currently choose to attend Wellington School, with the remaining 334 students attending 43 other district schools.

### Demographic Data

The City of Edmonton prepared a 25 year *Edmonton Population and Employment Forecast 2000 - 2025* which was released in 2001. This study has been used by City departments in support of developing such plans as the Transportation Master Plan, the Recreation Facilities Master Plan, and in support of the current Urban Parks Master Plan project. The study was developed by an external consultant working with City representatives, and was based on available population and census data, and development planning activity information current at the time. Included in this plan was a significant section on the overall composition of the population in the City of Edmonton, including pre-school and school-aged population totals both in total numbers and as percentage of the population. Population projections were also presented by City Transportation Zones. Only one population projection scenario was included in the *Edmonton Population and Employment Forecast 2000 - 2025*.

As part of the recent cluster study work engaged by our district, a review of supporting information and data included inquiries to City representatives about statistics and forecasts in the *Edmonton Population and Employment Forecast 2000 - 2025*. City officials indicated that they were close to releasing an update to the 25 year projection for the period 2003 - 2030. The district was provided with data tables which provided population projections by age by neighbourhood. Two tables were provided, a Base projection, which is consistent with the previous 25 year projection, and a High projection. City officials indicated that they were contemplating inclusion of a Base and a High projection approach as part of the 2003 - 2030 forecast. At the time that consultation meetings were held, the forecast was not officially released. The forecast has now been released officially, exclusive of 2005 Civic Census results.

Only the City's draft Base projection was used at the time of public consultation meetings, as the adoption of a High projection model was not yet formalized. It should also be noted that the difference between the Base and the High projection for junior high students in the Wellington School junior high attendance area is 293 to 313 (20 students).

For district projections, the best data source available on which to base district enrolment projections are district student counts. These are available through the district's own Student Information System. This system informs the district of actual numbers of students by where they live and what schools they attend. This is the most relevant data available in analyzing and developing district projections for student numbers residing in an area or attending a district school. The City's 25 year projections provide the best external information available for projections beyond the Student Information System.

The Appendix II graph indicates the district's own student residency history to September, 30, 2004, known total school-aged populations extracted from the 1996 and 2001 Federal Census, the 1999 Civic Census, and the City's draft Base and High forecasts to 2030. The enrolment history of Wellington School has also been included as an additional contextual reference.

Based on district enrolment history and trends, census data from 1996 to 2001, and civic population projections for the next twenty-five years, it is anticipated that the viability of Wellington School would continue to be questionable because enrolment will continue to decline.

Wellington School is eligible for closure in accordance with Board Policy FL.BP (Appendix III) which identifies space utilization (under 40 per cent) and/or an average junior high enrolment below 30 students per grade, and/or that the cost of keeping the school in operable condition or restoring it to operable condition being deemed by the board to be unreasonably high as criteria for selection.

Savings in terms of operational costs of approximately \$183,000 per year would be realized if Wellington School were to be closed. The Wellington School building is in poor condition with a provincial audit score of 810. Upgrades to the facility, estimated at \$3.8M, would be required to bring it up to modern day standards.

### **Accommodation of Wellington School Students**

If Wellington School were to close, the 174 students projected to be enrolled in the fall would be designated to: Rosslyn School for regular junior high program (141 students), Queen Elizabeth School for the Individual Support program (22 students), and Dickinsfield School for the Behaviour and Learning Assistance program (11 students). There is space available in these schools to accommodate Wellington School students.

Appendix IV represents junior high students who live in the Wellington attendance area and the Edmonton Public Schools they attend. There are 470 public junior high students living within the Wellington attendance area, 136 students currently choose to attend Wellington School. Wellington School receives an average of 29 per cent of their junior high students with 20 per cent going to Rosslyn School, 11 per cent going to Mary Butterworth School and the remaining 40 per cent attending other district junior high schools. Currently 46 per cent of junior high students attend their neighbourhood school district wide.

Students have direct access to the school in their designated attendance area as defined by their residence. If Wellington School were to close some students may choose other district junior high schools. Should students of Wellington School request to register in a different school other than Rosslyn School, the designated receiving school; students would be able to register in that school, even if pre-enrolment deadlines are past provided the school provides the appropriate program, and the student meets entrance criteria. The designated high school would continue to be Ross Sheppard School, as the high school attendance area would not change.

Subsidized ETS bus passes would be provided to students to attend their designated or other junior high school. There would be minimal budget impact. Special needs transportation would be largely unaffected.

### **Consultation**

On December 14, 2004, the board approved a recommendation that groups of schools in areas of the city with low enrolments be examined for the purpose of addressing improved educational opportunities for students. Wellington School was clustered with Athlone and McArthur schools. Cluster Studies commenced early in the new year and were coordinated by the Planning Department. Planning staff consulted with principals, and in various meetings with school staff, parents, school councils, program representatives and the broader community. The overall objective of the consultation process was to provide participants with the opportunity to work with the district to realize the following outcomes:

- Enhanced programming for students;
- Improved educational and co-curricular opportunities for students;
- Improved facilities and learning environments for students; and
- Improved use of school space.

The recommendations resulting from the cluster study consultation process, approved by the board of trustees on March 8, 2005 were as follows:

1. That the administration be authorized to undertake the provincial and board mandated processes to consider the closure of Wellington School.
2. That in conjunction with recommendation one above, the administration bring forward information to the Board of Trustees regarding:
  - a. necessary upgrades to Athlone and McArthur schools;
  - b. upgrades to Dickinsfield, Rosslyn and Queen Elizabeth schools to accommodate regular and special needs programs or to any other schools that may be considered through the closure process;
  - c. program enhancements for students at receiving schools; and
  - d. other matters relating to the implementation of the recommendations.

### **Public Meetings**

Public meetings were held to consider the closure of Wellington School on Tuesday, April 5, 2005 at Wellington School and on Thursday, June 2, 2005 at the Centre for Education. The arrangements and outcomes of the meetings are as follows:

#### **Public Meeting – April 5, 2005**

Following the March 8, 2005 board meeting the following arrangements were made prior to the public meeting scheduled for April 5th:

- Parents/guardians of students registered at the school received a letter informing them of the public meeting along with the Notice of Meeting information package (Appendix V)
- Advertisements were placed in the Journal, Sun and the Examiner
- Flyers were posted in a minimum of five conspicuous places in the community
- A mail drop was arranged to ensure all members of the community were informed of the meeting
- A letter was sent to the City of Edmonton requesting a community impact statement and provided notice and invitation to the public meeting
- Community League Presidents and the President of the Edmonton Federation of Community Leagues (EFCL) received notification of the meeting and an invitation to attend

The public meeting was held in accordance with the School Act and *Closure of School Regulation* (Appendix VI). The meeting was held to provide information and receive input regarding the proposed closure of Wellington School. The meeting was held on Tuesday, April 5, 2005. Forty nine parents, community members and students from the Wellington community attended the meeting in which district staff provided information about Wellington School. Also in attendance were eight trustees, two elected officials and seventeen district staff.

Attendees were provided with information about the implications of the closure for the students, the community, and the district, the implications of keeping the school open, and information about the implementation of closure. Information regarding the district's long range capital plan

was provided in the Notice of Meeting information package in items 8, 9, and 10. Further information about capital plans was provided at the public meeting (Appendix V).

### **Concerns and Issues**

The administration has identified, through the closure process, the following issues and concerns identified by parents and community members that need to be addressed. The ways by which these could be addressed are as follows:

- Class Sizes
- Transition of Special Needs Programs
- Special Needs Staff
- Improved Educational Opportunities
- Capital Investment
- Utilization of Surplus Space in Schools

### **Class Sizes**

- Ensure class size initiative is implemented at Rosslyn School, the designated receiving school, should Wellington School close

Edmonton Public Schools will lower average class sizes by the 2006/07 school year to the levels recommended by the Learning Commission. The district's junior high class size initiative will be met at Rosslyn School. Currently Rosslyn School's class sizes are under 30 students with the exception of one class of 32 students. Also, there is an imbalance in the physical education classes in order to separate boys from the girls.

Junior high schools with an enrolment of 400 to 600 students have more flexibility to hire staff to meet the recommendations for smaller class sizes. Because there are more students, a school with a higher enrolment has more opportunity to be able to organize with single grade classes. Occasionally the need for combined classes is necessary to accommodate odd numbers of students, however in larger schools, there is greater potential to be able to keep smaller numbers in all classes including the straight classes and combined classes. If the need for a slightly higher number of students placed in one class occurs, a school with higher enrolment has the resources to be able to provide support for that class by hiring additional assistance or reorganizing the class for a portion of the day. For example, Wellington School has 39 students in a combined grades 8 & 9 band class (grade 7 has 19 students) due to low enrolment. Rosslyn School's band classes are organized in single grade classes with 21 students in grade 7, 16 students in grade 8, and 20 students in grade 9.

### **Transition of Special Needs Programs**

- Ensure seamless transition of district centre special needs programs to Queen Elizabeth and Dickinsfield schools, should Wellington school close

Consideration for relocation of the Individual Support program site included: age appropriate setting, program consideration and compatibility with site, capital costs associated, location relative to district needs and location where students reside, and transportation considerations.

The administration met with the principals of Wellington and Queen Elizabeth schools and the incoming principal for Queen Elizabeth School to develop an implementation plan for the transition of the Individual Support program to be relocated to Queen Elizabeth School.

The administration met with the principal of Dickinsfield School to develop an implementation plan for the transition of the Behavior and Learning Assistance program to Dickinsfield School.

The principal of Dickinsfield School has a great deal of experience in the management of district Behaviour and Learning Assistance programs.

Special Needs Staff

- Ensure continuity of special needs staff transferring with the program and students, should Wellington School close

The Individual Support program and the Behavior and Learning Assistance program would move as a whole to Queen Elizabeth School and to Dickinsfield School. Teachers and teacher assistants would be given an opportunity to move with the district program.

Improved Educational Opportunities

- Identify details of improved educational opportunities for students should Wellington School close

In consultation with staff at Wellington School and staff at Dickinsfield, Queen Elizabeth and Rosslyn schools, the following educational opportunities could be provided for the junior high students if they enrol at one of the three designated schools.

<b>School</b>	<b>Rosslyn</b>	<b>Queen Elizabeth</b>	<b>Dickinsfield</b>
<b>Staffing</b>	Full-time library technician Subject area specialists Language specialists	Teachers and assistants will be given the opportunity to move with the Individual Support program	Teachers and assistants will be given the opportunity to move with the Behavior and Learning Assistance program
<b>Curriculum Resource, and Program Benefits</b>	English as a Second Language Behaviour and Learning Assistance Language Lab	English as a Second Language Language Lab	FM systems in most rooms Homework Hotline
<b>Support Services</b>	Counsellor Resource room Noon hour tutorials and course completion assistance Full service lunch room Peer support team Teacher mentor program for school start-up Homework club	Counsellor Work experience/registered apprenticeship program coordinator English as a Second Language Reading and homework clubs Peer support/ counselling	Counsellor Strategies program Social worker available ½ day per week Character Education program

School	Rosslyn	Queen Elizabeth	Dickinsfield
<b>Facilities</b>	CTS labs Computer labs Learning Resource Centre Two gymnasiums, one with stage School is wheelchair accessible Outdoor basketball court Large sports field	Two gymnasiums, one with stage Cafeteria CTS labs Science labs Fine Arts classrooms Learning resource centre Computer labs Language lab	Science labs Large gymnasium with stage Fine Arts classrooms CTS labs Renovated information material centre (library) Upgraded computer lab
<b>Co-Curricular Activities</b>	Math contests Fine arts night Student instructional leadership team Science challenges Field trips that support curricular outcomes Band concerts Drama presentations Talent shows	Skills Portfolio WISEST (program to support girls in science careers) Renaissance vision (education & business/community partnerships) STAR (students target academic results)	Science Olympics Math Contests Field trips that support curricular outcomes Band(grades 7,8,9) performances at the school or in the community Student instructional leadership team Active living lifestyles
<b>Extra Curricular Activities</b>	Intramurals Soccer Volleyball Basketball Track & Field Slow Pitch Journal Games Cross country run Dances Special spirit building days Student Council Clubs <ul style="list-style-type: none"> <li>• Chess</li> <li>• Ski &amp; snowboard</li> <li>• Table tennis</li> <li>• Travel</li> <li>• Library</li> <li>• Yearbook</li> </ul> Jump Rope for Heart Adopted a child Guatemala Support the Lion's Club Contribute to the Canadian Cancer Society Donations - CARE Canada UNICEF Waterwell project Purchase of six acres of rainforest Donations - Mustard Seed Church and the Food Bank	Clubs <ul style="list-style-type: none"> <li>• Chinese</li> <li>• Culture</li> <li>• Computer</li> <li>• Drama</li> <li>• Skiing &amp; Snowboarding</li> <li>• Travel</li> <li>• Theatre</li> <li>• Appreciation</li> <li>• Yearbook</li> </ul> Weight training Table tennis Badminton Basketball Cheerleading Football Team Handball Soccer Volleyball Cross Country Rugby Wrestling Ball Hockey	Soccer Cross-country running Volleyball Basketball Track and field Slo-pitch Intramural program Dances Sports/activity day Yearbook Clubs <ul style="list-style-type: none"> <li>• Ski</li> <li>• Yearbook</li> <li>• Radio</li> <li>• Library</li> </ul> Student Council Year 9 farewell Committee Concert band Terry Fox fundraising event Donations to the Food Bank United Way Campaign Recycling program

### Capital Investment

- Ensure capital investment will impact classrooms and learning spaces, should Wellington School close

Rosslyn School is in very good condition. The district would ensure upgrades to the second Career and Technologies lab (currently not in use) and the sewing lab at Rosslyn School. This would make those rooms a state of the art learning space accessible to all students attending.

Upgrades planned for Queen Elizabeth School would ensure the Individual Support students are housed in a facility that will support their learning needs.

The learning space at Dickinsfield School that will be upgraded to house the Behavior and Learning Assistance program is currently being used for an option with declining enrolment. The renovated learning space would meet the needs of the Behaviour and Learning Assistance program. The school had already planned to delete this option from program offering next year regardless of the Behaviour and Learning Assistance program class being located at Dickinsfield School.

### Utilization of Surplus Space in Schools

- Ensure future use of closed building and land meets community expectations, should Wellington School close

Utilization of surplus space in schools follows Board Policy JGB.AR. The Board has made a commitment to encourage community use of school space which has become surplus to program requirement because of declining enrolments and the construction of new facilities. Previously closed school buildings have been used by the district for educational purposes, leased to non profit organizations or sold. For example, closed schools have been used by the district for the Home School Centre, the Environment Education Centre, and the Rites of Passage program. A few have been leased on a long-term basis to organizations such as NAIT, the Edmonton City Centre Church Corporation, and the City of Edmonton Community Services Department. A number of schools have been sold to the City of Edmonton for green space, and community organizations such as the Edmonton Society for Christian Education, and the Turkish Canadian Cultural Society.

### Public Meeting – June 2, 2005

The following arrangements were made prior to the public meeting that was scheduled for June 2, 2005:

- Parents/guardians of students registered at the school received a letter informing them of the public meeting along with the Notice of Meeting information package (Appendix VII)
- Advertisements were placed in the Edmonton Journal, Sun and the Examiner
- Flyers were posted in a over 90 public places in the community
- A letter was sent to the City of Edmonton requesting further input or revisions to the April 26<sup>th</sup> community impact statement received and provided notice and invitation to the public meeting
- Community League Presidents and the President of the Edmonton Federation of Community Leagues (EFCL) received notification of the meeting and an invitation to attend

The public meeting was scheduled and conducted in accordance with the requirements of the School Act and Closure of Schools Regulation (Appendix VI). It was intended to provide the



district with the opportunity to present information to the public and receive their input regarding the proposed closure of Wellington School. The meeting was held Thursday, June 2, 2005 at the Centre for Education. Eighteen parents, community members and students from the Wellington community attended the meeting at which district staff provided information about Wellington School. Also in attendance were seven trustees, and thirteen district staff. No elected official attended this meeting. Yellow bus transportation was provided to attend the meeting however, there were no riders for the bus.

Attendees were provided with information about the implications of the closure for students, the community and the district, the implications of keeping the school open and information about the implementation of closure. The district's Three-Year Capital Plan and Ten-Year Facilities Plan were provided in the Notice of Meeting information package. Further information and additional copies of the capital plans were provided at the public meeting.

Parents and community members expressed a desire to keep Wellington School open for the following reasons:

- belief that the Cluster Study and School Closure processes were flawed
- concern with demographic data
- concern with the provincial utilization rate
- concern with subsidized transportation costs

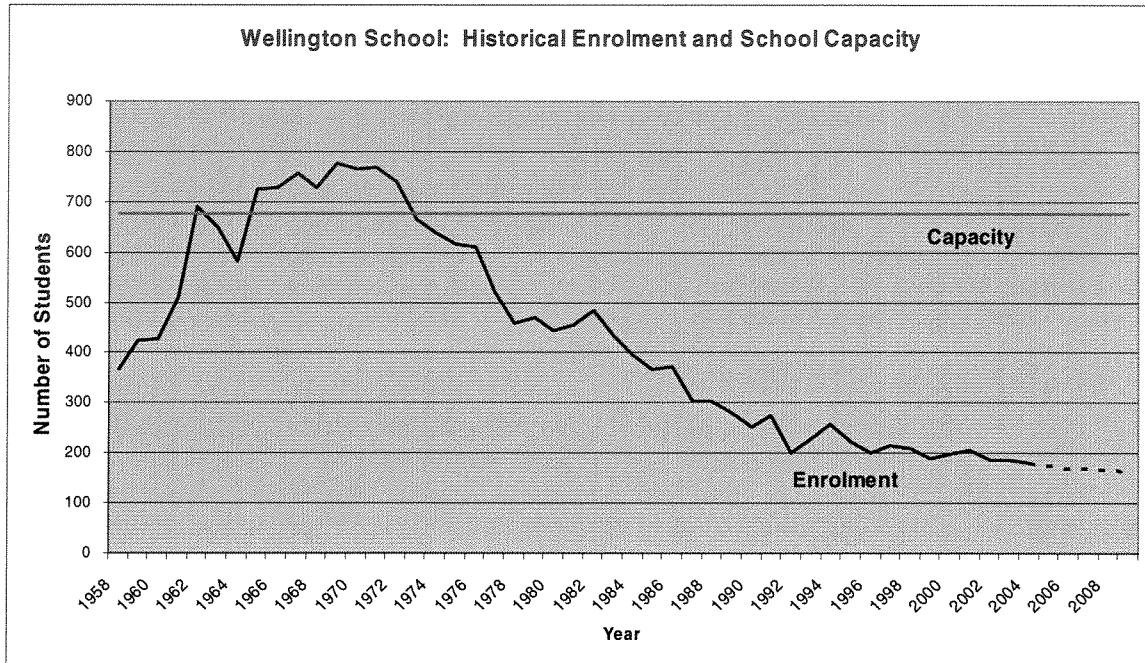
### **Input from the City of Edmonton**

The City of Edmonton was invited to provide a community impact statement on the potential closure of Wellington School. A copy of their response is attached (Appendix VII). Edmonton Public Schools will continue to maintain the exterior basketball court at Wellington School for community use. There are evening rentals in the large gymnasium Monday to Thursday for youth basketball and Friday for adult ballroom dancing. There are no rentals during the weekend or in the small gymnasium. The district will consider community access to gymnasiums in any future lease arrangements and will continue to work with the City of Edmonton if any additional issues or concerns arise.

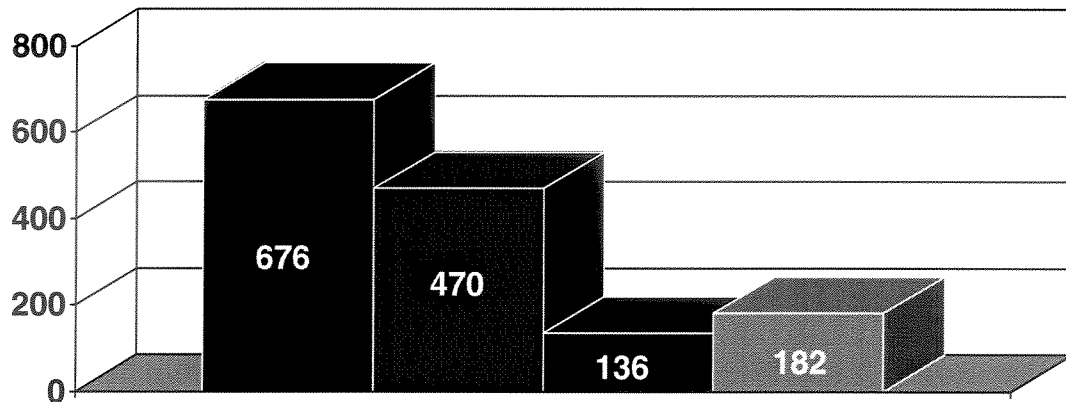
JB:cp

APPENDIX I	Wellington School Enrolment History and Total Capacity, Student Projection, and Student Enrolment
APPENDIX II	City of Edmonton Neighbourhood Demographic Information
APPENDIX III	Board Policy FL.BP School Closure
APPENDIX IV	Junior High Students who live in the Wellington School Attendance Area and the Edmonton Public Schools they Attend
APPENDIX V	Notice of Meeting – April 5, 2005
APPENDIX VI	School Act
APPENDIX VII	Notice of Meeting – June 2, 2005
APPENDIX VIII	City of Edmonton Community Impact

**WELLINGTON SCHOOL ENROLMENT HISTORY AND TOTAL CAPACITY, STUDENT PROJECTION, AND STUDENT ENROLMENT**



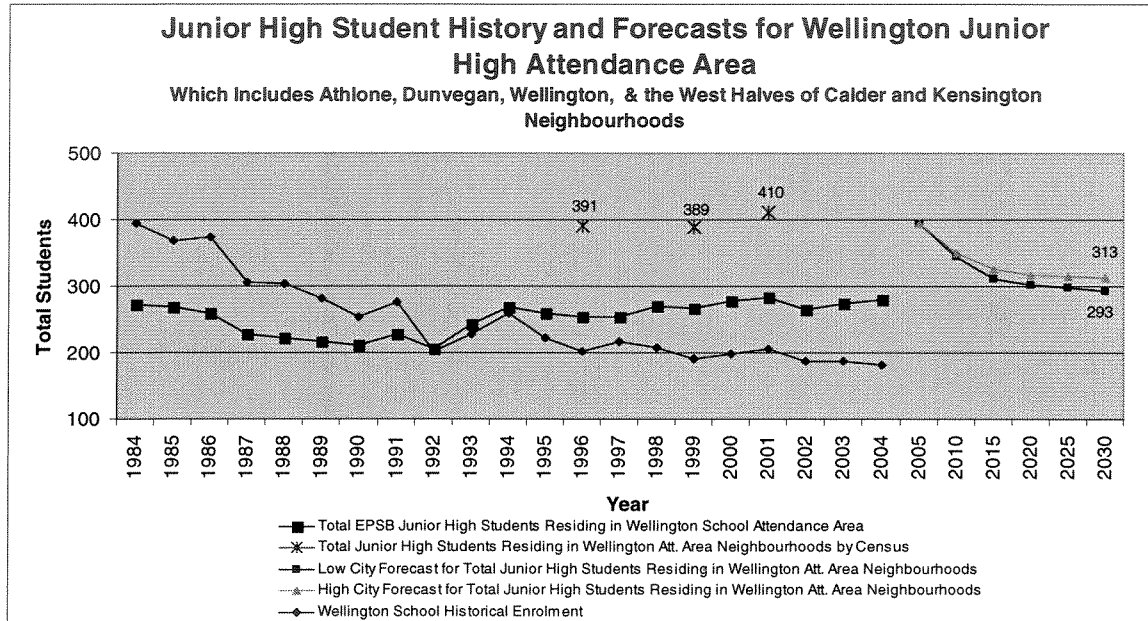
**Total Capacity, Student Population and Student Enrolment at Wellington School**



- Total Capacity of Wellington School
- Total # of EPS Junior High Students in the Wellington School Attendance Area (which includes, Athlone, McArthur, the west portion of Kensington and Calder (119 Street), as well as, Canossa, Oxford, Carleton, Cumberland and Hudson Neighbourhoods)
- Total # of Junior High students living in the Wellington Attendance Area attending Wellington School
- Total Enrolment of Wellington School

CITY OF EDMONTON NEIGHBOURHOOD DEMOGRAPHIC INFORMATION

Neighborhood Demographic Information



**BOARD POLICY FL.BP SCHOOL CLOSURE**

[Policies](#) -> [Table of Contents](#) -> [Facilities](#)

**Edmonton Public Schools  
Board Policies and Regulations**

CODE: FL.BP

TOPIC: School Closure

EFFECTIVE DATE: 11-09-2001

ISSUE DATE: 25-09-2001

REVIEW DATE: 09-2006

The board believes that the closure of schools is an important consideration in ensuring the responsible use of the resources placed in its trust; making efficient use of the district's school space; and safeguarding the health and safety of students, staff, and the public.

**A. SCOPE AND AUTHORITY**

1. The board reserves to itself the authority to close an entire school or three or more consecutive grades in a school.
2. The board authorizes the administration, under the direction of the superintendent of schools and with appropriate consultation, to:
  - a. close or permanently relocate fewer than three consecutive grades in a school, or
  - b. temporarily relocate any number of grades from one school to another.
3. Discontinuance of a special needs program or an alternative program is not considered a school closure and is addressed in HA.BP Student Programs.

**B. CRITERIA FOR SCHOOL CLOSURE**

An entire school or three or more consecutive grades in a school may be considered for closure if one or more of the following criteria are met:

1. Total enrolment as of September 30 in the current school year is below the following levels:
  - a. elementary (K to 6) - an average of 15 students per grade, or
  - b. junior high (7 to 9) - an average of 30 students per grade, or
  - c. senior high (10 to 12) - an average of 120 students per grade.
2. The space utilization rate as defined by the provincial government as of September 30 in the current school year is less than 40 per cent.
3. The cost of keeping the school in operable condition or restoring it to operable condition is deemed by the board to be unreasonably high.
4. Closing the school is deemed by the board to be necessary to safeguard the health and safety of students, staff, or the public.
5. Parents and guardians of a majority of students enrolled in the school on

September 30 in the current school year agree that closure should be considered.

#### C. PROCESS FOR SCHOOL CLOSURE

1. Where the board is considering school closure, it shall raise the matter through notice of motion at a regular board meeting, and ensure that the following are carried out:
  - a. A written communication, the contents of which are consistent with policies established by Alberta Learning, is sent to the parents of every student enrolled in the school who, in the opinion of the board, would be significantly affected by the closure of the school.
  - b. A public meeting is held, with at least a simple majority of trustees present.
  - c. The time, date, and place of this meeting are publicized in accordance with policies established by Alberta Learning.
  - d. The City of Edmonton is provided an opportunity to provide to the board a statement of the impact the closure may have on the community.
2. Following the public meeting attended by trustees, there shall be a period of at least three weeks for parents and community members to present to the board further responses to the proposed closure.
3. The administration may hold additional public meetings, consult with parents at other schools, or provide other opportunities for public involvement as appropriate, at any time.

---

#### Reference(s):

HA.BP - Student Programs

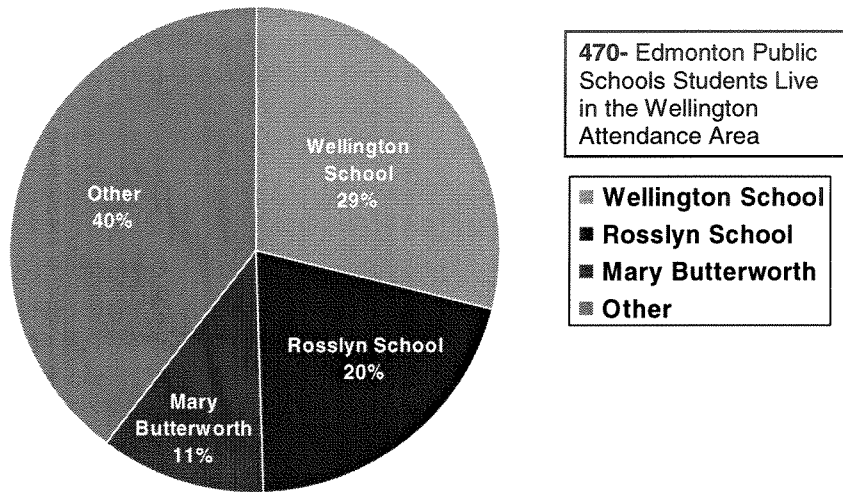
School Act Section 58

Alberta Learning's Closure of Schools Regulation

Alberta Infrastructure- see School Capital Manual 2002-2003 Section 5.2.1 Utilization Rate and Section 5.2.2. Area, Capacity and Utilization Procedures

---

## Junior High Students who live in the Wellington School Attendance Area and the Edmonton Public Schools they Attend



A district wide average of 46% of Junior High Students attend their Neighbourhood Junior

## NOTICE OF MEETING

## MEETING TO CONSIDER CLOSURE OF WELLINGTON SCHOOL

**Date:** Tuesday, April 5, 2005  
**Time:** 7:00 pm  
**Location:** Wellington School Gymnasium

## Information regarding the potential closure of Wellington School

- 1. How would school closure affect the attendance area defined for Wellington School?**  
Should Wellington School be closed the attendance area would remain unchanged. Students residing in this attendance area would be designated to Rosslyn School located at 13215 - 113A Street.
- 2. How would the closure affect the attendance at other schools?**  
If Wellington School were to close, the 174 students projected to be enrolled in the fall would be designated to: Rosslyn School for regular junior high program (141 students), Queen Elizabeth School for the Individual Support program (22 students), and Dickinsfield School for the Behaviour and Learning Assistance program (11 students). There is space available in these schools to accommodate Wellington students.

<b>Projected Enrolments for Designated Schools</b> (i.e. based on projected enrolments for September 30 <sup>th</sup> , 2005)	
Rosslyn School	459
Wellington School	141
<b>Totals (Sept. 30, 2005)</b>	<b>600</b>

Dickinsfield School	347
Wellington School	11
<b>Totals (Sept. 30, 2005)</b>	<b>358</b>
Queen Elizabeth School	753
Wellington School	22
<b>Totals (Sept. 30, 2005)</b>	<b>775</b>

- Totals above assume that all students will go to their designated school.

**3. How many students would need to be relocated as a result of Wellington School closing?**

The projected enrolment for Wellington School next year is 174 students. This includes 141 students in the regular junior high program, 22 students in the Individual Support Program, and 11 students in the Behaviour and Learning Assistance Program.

Some students may choose other district junior high schools. Should parents request to register in a different school other than the designated receiving school, students would be able to register in that school, (provided the school provides the appropriate program,) even if pre-enrolment deadlines are past.

**4. What is the need for, and extent of bussing?**

Subsidized ETS bus passes would be provided to students to attend their designated or other junior high school. Students registered in the District Centre special needs programs will continue to receive transportation.

**5. What are the program implications for other schools and for the students when they are attending other schools?**

The re-location of students will increase enrolment and allow school staff to provide a more effective wide range of programming at Rosslyn School. Students will have available to them a wider range of options and opportunities for extra-curricular activities. Improved access to high quality equipment, computers, and materials will be available for all students. Programs that are currently available at Rosslyn School include: Mandarin Bilingual, second languages (Chinese, French), English as a Second Language (ESL), art, band, computer studies, drama, fashion, foods, industrial arts, outdoor education, study skills and learning strategies, and visual communications. Extra curricular activities are also available for students on an individual, group and team basis.

Programming for students in the Individual Support Program and Behaviour Learning and Assistance Program will benefit from the improved facility and extra resources available in a larger learning environment.

**6. What are the educational impacts of closing Wellington School?**

Closing Wellington School and relocating students to Rosslyn School would enable students to access a wider range of teaching and learning opportunities. They would also be able to experience more diverse programming options that are difficult to offer in very small schools. As enrolment declines in small schools, the demands on staff to teach outside their area of expertise increases. As a result, the range of teacher specialization is much more limited in a small junior high school. Resources such as school librarians and computer specialists, as well as the available resources for libraries and computer rooms are far more available in a larger school. More flexibility is also provided in large schools for grade groupings.



**7. What are the educational impacts of the school staying open?**

If Wellington School continued to provide junior high programming, the low student enrolment would continue to mean reduced resources for teaching and learning. The range of junior high option courses would be limited and opportunities for the organization of junior high clubs, teams and activities would be less available. Programming options would be limited and financial resources would be limited making it difficult to purchase instructional materials and equipment.

**8. What are the financial impacts including the effects on operational costs and capital implications of closing the school?**

Savings in terms of operational costs of approximately \$183,000 per year would be realized if Wellington School were to be closed. The Wellington School building is in poor condition with a provincial audit score of 810. Upgrades to the facility, estimated at \$3.8M to bring it up to modern day standards, would not be required if Wellington School were to be closed.

**9. What are the financial impacts including the effects on operational costs and capital implications if the school were not closed?**

Building upgrades, and continued operation and maintenance costs for the school would result in considerable cost to the district. Approximately \$3.8M would be required to modernize the facility to modern day standards.

**10. Would there be a need to upgrade existing space or build new school space as a result of increased enrolment other schools?**

Rosslyn School is in very good condition. Consideration would be given to upgrading areas of the facility affected by the increased enrolment. Queen Elizabeth and Dickinsfield schools would receive specialized equipment and upgrades to the facilities for the special needs programs. There is sufficient space in these buildings to accommodate the students from Wellington School.

**11. What is the proposed use the school building if it is closed?**

It is not district practice to predetermine the future use of a school building prior to closure. In the past the school buildings have been used by the district for educational purposes, leased to non profit organizations or sold. For example, closed schools have been used by the district for the Home School Centre, the Environment Education Centre, and the Rites of Passage Program. A few have been leased on a long-term basis to organizations such as NAIT, the Edmonton City Centre Church Corporation, and the City of Edmonton Community Services Department. A number of schools have been sold to the City of Edmonton for green space, the Edmonton Society for Christian Education, the Turkish Canadian Cultural Society.

For more information regarding the school closure process or to provide feedback, visit Edmonton Public Schools website <http://planning.epsb.ca/schoolclosures>

## SCHOOL ACT

(Consolidated up to 170/2004)

ALBERTA REGULATION 238/97

School Act

CLOSURE OF SCHOOLS REGULATION

Table of Contents

1	Definitions
1.1	Non-application of sections
1.2	Exemption from requirements
2	Closure of schools, etc.
3	Policies and procedures for closure of schools
4	Notification of proposed closure
5	Public meetings
6	Decision on closure
7	Closure within school year
8	Expiry

## Definitions

1 In this Regulation,

(a) "closure" means any action referred to in section 2;

(a.1) "Ministers" means, for the purposes of sections 6 and 7, the Ministers determined under section 16 of the Government Organization Act as the Ministers responsible for Part 7 of the School Act;

(b) "school year" means the 12-month period beginning on September 1 and ending on the following August 31.

AR 238/97 s1;223/2002;257/2003

## Non-application of sections

1.1(1) Sections 4 to 7 do not apply to a closure that occurs

(a) in connection with the transfer by one board to another board or to the operator of a charter school of the ownership of real property on which a school building is located and the school building will continue to be used for the instruction or accommodation of students,

(b) as a result of the Minister's having directed the board to dispose of the school building pursuant to section 200(3) of the Act, or

(c) pursuant to section 2(b) if

(i) the school has more than one education program,

(ii) the students in the grades being closed are all in the same education program, and

(iii) the education program referred to in subclause (ii) is to be transferred to another school.

(2) Where a board plans to transfer an education program pursuant to subsection (1)(c)(iii), the board shall organize and convene an information meeting for the purpose of informing the parents of the students affected by the transfer of the transfer and the alternative arrangements for continuing the education program at another school.

AR 135/2003 s2;257/2003;170/2004

## Exemption from requirements

1.2(1) The Minister may, on the written request of a board or on the Minister's initiative, exempt a board from the requirements of

sections 4 to 7 in respect of a closure that occurs

(a) as a result of the board's inability to comply with section 57(2) of the Act, or

(b) for health or safety reasons.

(2) The Minister may, on the written request of a board, exempt the board from the requirements of sections 4 to 7 in respect of a closure if the Minister is satisfied that the board has consulted with the community regarding any change in grades and programs in one or more of the schools operated by the board.

AR 257/2003 s4;170/2004

Closure of schools, etc.

2 A board may

(a) close a school permanently or for a specified period of time,

(b) close entirely 3 or more consecutive grades in a school, or

(c) repealed AR 257/2003 s5,

(d) transfer all students from one school building to one or more other school buildings on a permanent basis.

AR 238/97 s2;257/2003

Policies and procedures for closure of schools

3 A board may develop and implement policies and procedures with respect to closure of schools that are not inconsistent with this Regulation.

AR 238/97 s3;257/2003

Notification of proposed closure

4(1) Where a board is considering the closure of a school, the board shall

(a) raise the matter by way of a motion at a regular meeting of the board, and

(b) in writing notify the parents of every child and student enrolled in the school who, in the opinion of the board, will be significantly affected by the closure of the school.

(2) A notice referred to in subsection (1)(b) shall set out the following:

(a) how the closure would affect the attendance area defined for that school;

(b) how the closure would affect the attendance at other schools;

(b.1) information on the board's long-range capital plan;

(c) the number of students who would need to be relocated as a result of the closure;

(d) the need for, and extent of, busing;

(e) program implications for other schools and for the students when they are attending other schools;

(f) the educational and financial impact of closing the school,

including the effect on operational costs and capital implications;

(g) the educational and financial impact if the school were to remain open;

(h) and (i) repealed AR 257/2003 s7;

(j) the time and location of the public meeting referred to in section 5(1)(a).

(3) A notice referred to in subsection (1)(b) may set out the following:

(a) the capital needs of the schools that may have increased enrolment as a result of the closure, and

(b) the possible uses of the school building or space in the school building if

(i) the entire school is being closed, or

(ii) 3 or more consecutive grades in the school are being closed entirely.

AR 238/97 s4;257/2003;170/2004

Public meetings

5(1) Where a board has given notice of motion at a regular meeting of the board that it is considering the closure of a school, the board

(a) shall organize and convene a public meeting for the purpose of discussing the information provided to the parents under section 4,

(b) shall provide an opportunity for the council of the municipality in which the school is located to provide a statement to the board of the impact the closure may have on the community, and

(c) may hold other meetings with respect to the closure at times and places as the board may determine.

(2) The date and place of the public meeting referred to in subsection (1)(a) shall be

(a) posted in 5 or more conspicuous places in the area or areas of the school or schools affected by the closure, for a period of at least 14 days before the date of the public meeting, and

(b) advertised in a newspaper circulating within the area or areas of the school or schools affected by the proposed closure, on at least 2 occasions as close as is practicable to the date of the meeting.

(3) At least 2 trustees of the board shall attend the public meeting referred to in subsection (1)(a).

(4) A board shall ensure that minutes of all public meetings held under this section are prepared.

AR 238/97 s5;257/2003

Decision on closure

6(1) A board shall not make a final decision on the proposed closure until at least 3 weeks have passed since the date of the public meeting referred to in section 5(1)(a).

(2) A board shall give due consideration to any written submissions on the proposed closure that it receives after the public meeting referred to in section 5(1)(a).

(3) A board

(a) shall by resolution decide whether to close the school, and

(b) if the decision is to close the school, shall forthwith notify

the Ministers in writing of the decision.

AR 238/97 s6;223/2002;257/2003

Closure within school year

7(1) All school closure procedures shall be initiated and completed within the school year in which the decision to close the school is made.

(2) Notwithstanding subsection (1), on the written request of the board, the Ministers may extend the school closure procedures

beyond one school year.

AR 238/97 s7;257/2003

Expiry

8 For the purpose of ensuring that this Regulation is reviewed for ongoing relevancy and necessity, with the option that it may be re-passed in its present or an amended form following a review, this Regulation expires on November 1, 2008.

AR 238/97 s8;223/2002;257/2003

9 Repealed AR 223/2002 s5.

## NOTICE OF MEETING

### MEETING TO CONSIDER CLOSURE OF WELLINGTON

**Date:** Thursday, June 2, 2005  
**Time:** 7:00 pm  
**Location:** Centre for Education, One Kingsway  
 Conference Centre (main floor)

#### Information regarding the potential closure of Wellington School

##### *1. How the school closure would affect the attendance area defined for Wellington School.*

Wellington School, located at 13160-127 Street Edmonton, Alberta offers a grade 7-9 regular program and is a district site for two special needs programs: the Individual Support program and the Behaviour and Learning Assistance program. The Board of Trustees is considering the closure of the grade 7-9 regular program and the Individual Support program and the Behavior and Learning Assistance program.

The attendance area for the regular program at Wellington School (grades 7-9) includes the following neighborhoods: Athlone, McArthur, the portion of Kensington and Calder west of 119 Street, as well as Canossa, Oxford, Carlton, Cumberland and Hudson neighborhoods.

The Individual Support program is a special education district centre program that accommodates students with severe cognitive disabilities. The Behavior and Learning Assistance program is a special education district centre program that accommodates students who live mostly in the north central area of the city.

In the event of the closure of Wellington School, the grade 7-9 regular program students residing within the Wellington School attendance area would be designated to attend Rosslyn School effective September 2005. Rosslyn School is located at 13215-113A Street.

The attendance areas for the Individual Support program and the Behavior and Learning Assistance program would remain unchanged.

##### *2. How the closure of Wellington School would affect the attendance at other schools.*

With a provincially rated capacity of 773 students, Rosslyn School could accommodate all the students from the regular program at Wellington School. This would include students currently enrolled in the regular program at Wellington School but who reside outside the school's attendance area. The September 30, 2004 enrolment at Rosslyn School was 460 students (grade 7-9) and the projected enrolment for September, 2005, prior to consideration of closure of Wellington School is 459. If Wellington School closes, an additional 141 students would be designated to the Rosslyn School for a projected enrolment for 2005/2006 at Rosslyn School of 600 students.

With a provincially rated capacity of 1,840 students, Queen Elizabeth School could accommodate the students from the Individual Support program. The September 30, 2004 enrolment at Queen Elizabeth School was 721 students (grade 10-12) and the projected enrolment for September 2005 is 753. If Wellington School closes, an additional 22 students from the Individual Support program would be designated to Queen Elizabeth School for a

projected enrolment for 2005/2006 at Queen Elizabeth School of 775. Queen Elizabeth School has a utilization rate of 41 per cent, which will be adjusted to approximately 60 per cent to account for the recent relocation of consulting services staff into the school.

With a provincially rated capacity of 429 students, Dickinsfield School could easily accommodate the students from the Behavior and Learning Assistance. The September 30, 2004 enrolment at Dickinsfield School was 337 students (grade 7-9) and the projected enrolment for September 2005 is 347. If Wellington School closes, an additional 11 students from the Behavior and Learning Assistance program would be added to the Dickinsfield student body for a projected enrolment for 2005/2006 at Dickinsfield School of 358 students.

Currently there are 470 public junior high students living within the Wellington attendance area including, 136 students currently attending Wellington School. Wellington School receives approximately 29 per cent of the students living in its attendance area. On average, 46 per cent of junior high students attend their neighbourhood school district wide. Some students may register in other district junior high schools, however, it is not possible to predict how students may register and at which school. The current utilization rate at Rosslyn School is 63 per cent and Dickinsfield School is 84 per cent.

### ***3. Information on the Board's long-range capital plan.***

Edmonton Public Schools has a plan to build new schools in growth areas, renew existing schools in areas where enrolments are sustainable and transform the way facilities are managed into a model of efficiency for the future. Please find enclosed:

- brochure with information on Edmonton Public Schools Ten-Year Facilities Plan (2005-2014) and Three-Year Capital Plan (2005-2008)
- copy of the Ten-Year Facilities Plan (2005-2014)
- copy of the Three-Year Capital Plan (2005-2008)

Wellington School is located in the Central Sector which has a provincial utilization rate of 54 per cent for kindergarten to grade 9. A strategy to decrease the amount of excess space in this sector will be undertaken that may necessitate program relocation and possible school or program closures in order to maximize learning opportunities for students.

### ***4. The number of students who would need to be relocated as a result of the closure of Wellington School.***

The projected enrolment for Wellington School next year is 174 students. This includes 141 students in the regular junior high program, 22 students in the Individual Support Program, and 11 students in the Behaviour and Learning Assistance Program.

Students have direct access to the school in their designated attendance area as defined by their residence. If Wellington School were to close some students may choose other district junior high schools. Should students of Wellington School request to register in a different school other than Rosslyn School, (the designated receiving school;) students would be able to register in that school, even if pre-enrolment deadlines are past provided the school provides the appropriate program and the student meets entrance criteria. The designated high school would continue to be Ross Sheppard School, as the high school attendance area would not change.

### ***5. The need for and the extent of busing.***

Subsidized Edmonton Transit bus passes would be provided to students to attend their designated or other junior high school. Special transportation is provided for eligible students with mild, moderate or severe disabilities.

**6. Program implications for other schools, and for the students when they are attending other schools.**

Students in the regular program at Wellington School were organized into combined classes for options courses during the 2004-2005 school year. If Wellington School were to close, students attending Rosslyn School would become part of a larger peer group being provided single grade class groupings. Resources allocated to the designated receiving schools would reflect the increased student population and student eligibilities.

If Wellington School closes, students who choose to attend Rosslyn School in the regular program would have access to an extensive list of extra-curricular, volunteer and leadership opportunities. Students would continue to have access to band instruction and numerous co-curricular band-related opportunities. Wellington School and Rosslyn School share a common Instructional Focus, which is Reading Comprehension. Wellington School and Rosslyn School offer programming in a traditional organization. If Wellington School closes, students in the regular program at Rosslyn School would have access to second language programming in French. Programming for students in the Individual Support program and Behaviour and Learning Assistance program will benefit from the improved facility and extra resources available in a larger learning environment.

Edmonton Public Schools will lower average class sizes by the 2006/07 school year to the levels recommended by the Learning Commission. The district's junior high class size initiative will be met at Rosslyn School. Currently Rosslyn School's class sizes are under 30 students with the exception of one class of 32 students. Also, there is an imbalance in the physical education classes in order to separate boys from the girls.

In consultation with staff at Wellington School, as well as staff at Dickinsfield, Queen Elizabeth and Rosslyn schools, the following educational opportunities could be provided for the junior high students if they enrol at one of the three designated schools.

School	Rosslyn	Queen Elizabeth	Dickinsfield
<b>Staffing</b>	Full-time library technician Subject area specialists Language specialists	Teachers and assistants will be given the opportunity to move with the Individual Support program	Teachers and assistants will be given the opportunity to move with the Behavior and Learning Assistance program
<b>Curriculum Resource, and Program Benefits</b>	English as a Second Language Behaviour and Learning Assistance Language Lab	English as a Second Language Language Lab	FM systems in most rooms Homework Hotline



School	Roslyn	Queen Elizabeth	Dickinsfield
<b>Support Services</b>	Counselor Resource room Noon hour tutorials and course completion assistance Full service lunch room Peer support team Teacher mentor program for school start-up Homework club	Counselor Work experience/registered apprenticeship program coordinator English as a Second Language Reading and homework clubs Peer support/counseling	Counselor Strategies program Social worker available ½ day per week Character Education program
<b>Facilities</b>	CTS labs Computer labs Learning Resource Centre Two gymnasiums, one with stage School is wheelchair accessible Outdoor basketball court Large sports field	Two gymnasiums, one with stage Cafeteria CTS labs Science labs Fine Arts classrooms Learning resource centre Computer labs Language lab	Science labs Large gymnasium with stage Fine Arts classrooms CTS labs Renovated information material centre (library) Upgraded computer lab
<b>Co-Curricular Activities</b>	Math contests Fine arts night Student instructional leadership team Science challenges Field trips that support curricular outcomes Band concerts Drama presentations Talent shows	Skills Portfolio WISEST (program to support girls in science careers) Renaissance vision (education & business/community partnerships) STAR (students target academic results)	Science Olympics Math Contests Field trips that support curricular outcomes Band(grades 7,8,9) performances at the school or in the community Student instructional leadership team Active living lifestyles
<b>Extra Curricular Activities</b>	Intramurals Soccer Volleyball Basketball Track & Field Slow Pitch Journal Games Cross country run Dances Special spirit building days Student Council Clubs • Chess • Ski & snowboard • Table tennis • Travel	Clubs • Chinese • Culture • Computer • Drama • Skiing & Snowboarding • Travel • Theatre • Appreciation • Yearbook Weight training Table tennis Badminton Basketball Cheerleading	Soccer Cross-country running Volleyball Basketball Track and field Slo-pitch Intramural program Dances Sports/activity day Yearbook Clubs • Ski • Yearbook • Radio • Library Student Council

School	Rosslyn	Queen Elizabeth	Dickinsfield
<b>Extra Curricular Activities Cont'd</b>	<ul style="list-style-type: none"> <li>• Library</li> <li>• Yearbook</li> </ul> Jump Rope for Heart Adopted a child Guatemala Support the Lion's Club Contribute to the Canadian Cancer Society Donations - CARE Canada UNICEF Waterwell project Purchase of six acres of rainforest Donations - Mustard Seed Church and the Food Bank	Football Team Handball Soccer Volleyball Cross Country Rugby Wrestling Ball Hockey	Year 9 farewell Committee Concert band Terry Fox fundraising event Donations to the Food Bank United Way Campaign Recycling program

**7. The educational and financial impact of closing Wellington School, including the effect on operational costs and capital implications.**

***Educational Impact***

If Wellington School were to close, students in the regular program would become part of a larger (peer group) at Rosslyn School. This would ensure increased opportunities for interactions and age appropriate activities.

If Wellington School were to close, students in the Individual Support program would be provided at Queen Elizabeth School, an age-appropriate setting, and a location compatible with program and student needs.

If Wellington School were to close, students in the Behavior and Learning Assistance program would be provided programming at Dickinsfield School that meets their behavioural, social and academic needs.

In each case, the designated school would engage in welcoming and community building activities to support successful transition to the school.

***Financial Impact-Operational Costs***

If Wellington School were to close, the following cost impacts are anticipated. Savings in terms of operational costs of approximately \$183,000 per year would be realized if Wellington School were to be closed. Wellington School would require approximately \$3.8M to modernize the facility to current standards.

***Staffing Implications***

The Individual Support program and the Behavior and Learning Assistance program would move as a whole to Queen Elizabeth School and Dickinsfield School, respectively. Teachers and teacher assistants would be given the opportunity to move with the district program.

Eligible teachers from Wellington School's regular program would have an opportunity to apply for vacant positions at Rosslyn School if they choose. Requirements of each of the Collective Agreements will be met:

- Alberta Teachers' Association Local 37

- Custodial CUPE Local 474
- Support Staff CUPE Local 3550

8. *The educational and financial impact if Wellington School was to remain open.*

*Educational Impact*

If Wellington School were to remain open, the school would continue to offer regular program for students in grades 7-9. As well, Wellington School would continue to offer the Individual Support program and the Behavior and Learning Assistance program.

Resources would be allocated to the school on the basis of the projected 2005/2006 enrolment of 141 students in the regular program, 22 students in the Individual Support program and 11 students in the Behavior and Learning Assistance program. Based on this projection, allocating teaching staff to provide appropriate school organization, grade configurations, and class size groupings would be difficult.

There would be a distinct possibility of combined classes in core subject areas for next year. If Wellington School remains open teachers in the regular program would continue to teach in three or four different subject areas. There would be no guarantee that students in the core programs would be taught by teachers who specialize in that subject area.

The challenges for teachers working in three or four subject areas could include:

- Developing a solid understanding of the various curriculums
- Planning daily, unit and long range plans in different subject areas
- Selecting appropriate resources

Professional challenges for a teacher in a school with a small regular program teaching staff complement could include:

- Having limited opportunities to share ideas and strategies with other teachers at the same grade level or in the same subject area.
- Having limited opportunities to engage in system-wide curriculum and professional development activities.

*Financial Impact*

Based on staffing and operating costs for the projected enrolment of 174 students, the total cost to operate Wellington School is \$1,518,439.

Building upgrades, and continued operation and maintenance costs for the school would result in considerable cost to the district. Approximately \$3.8M would be required to modernize the facility to modern day standards.

**9. *The capital needs of the schools that may have increased enrolment as a result of Wellington School closure.***

Rosslyn School is able to accommodate the potential increased student enrolment. The school facility is in very good condition. The second Career and Technology Studies lab (currently not in use) and the Sewing lab would be upgraded to state-of-the art learning spaces accessible to all students.

Queen Elizabeth School is able to accommodate the potential relocation of the students in the Individual Support program. Upgrades would ensure the Individual Support program students are housed in a facility that will support their learning needs.

Dickinsfield School is able to accommodate the potential increased enrolment. Upgrades would ensure the Behavior and Learning Assistance program are housed in a facility that will support their learning needs.

**10. *Proposed use of the school building if Wellington School is closed.***

If Wellington School were to be closed, the building would be used by the district for educational purposes, leased to non profit organizations or sold. For example, closed schools have been used by the district for the Home School Centre, the Environment Education Centre, and the Rites of Passage Program. A few have been leased on a long-term basis to organizations such as NAIT, the Edmonton City Centre Church Corporation, and the City of Edmonton Community Services Department. A number of schools have been sold to: the City of Edmonton for green space, the Edmonton Society for Christian Education, the Turkish Canadian Cultural Society.

**12. *What are the impacts on Lease Agreements if the school were to be closed?***

Tenants in the building will be provided with three options.

- a) The tenant (or tenants) may remain in the building for the remainder of the term of the lease;
- b) The tenant (or tenants) may terminate the lease at any time without penalty; or
- c) The tenant (or tenants) may express an interest to relocate to any other district school.

**ADDITIONAL INFORMATION**

For more information regarding the school closure process or to provide feedback, visit Edmonton Public Schools website <http://planning.epsb.ca/schoolclosures>.

As outlined in Edmonton Public Schools' School Closure Policy the Board shall not make a decision on the proposed closure of Wellington School until at least three weeks have passed from the date of the public meeting. The Board will give due consideration to any written submission on the proposed closure that it receives after the public meeting and prior to the final debate and decision at a board meeting.



COMMUNITY  
SERVICES

MAILING ADDRESS  
P.O. BOX 2359  
EDMONTON, ALBERTA  
T5J 2R7

April 26, 2005

Mr. Angus McBeath  
Superintendent of Schools  
Edmonton Public School Boards  
Center for Education  
One Kingsway Avenue  
Edmonton, AB T5H 4G9

REC'D

APR 27 2005

Dear Mr. McBeath:

Community and Emergency Services has been provided the opportunity to provide feedback to the Edmonton Public School Board on the proposed closure of the Wellington, North Edmonton, Terrace Heights and Strathearn schools. We appreciate the opportunity to share our thoughts on the possible impacts these closures may have.

Our Department is aware of community concerns regarding these sites. While we cannot speak for these communities, we trust that you have received comments from them regarding these possible closures.

We understand that if the schools are closed, they will still remain in the Edmonton Public School Board inventory until they are declared surplus by the Board. The City will continue to maintain adjacent sports fields to meet community needs. Should the Edmonton Public School Board decide to declare these sites surplus, the City would evaluate our need to acquire them and determine if we should act on our first right to purchase included in our Joint Use Agreement.

We have concerns regarding the possible impact of these closures on the community's ability to access gyms for recreational and physical activity needs. We understand that some of these schools may be leased to other agencies if closed. Please consider if the community access to these gyms could be included in any future lease arrangements.

Some of these sites have new or redeveloped playgrounds. We wish to ensure investments the City has made in this community infrastructure will continue to benefit the community. Can you provide any assurances of this continued benefit?

Should you have any questions or wish to discuss any of the information we have shared, please contact Rob Smyth, Manager of Strategic Services, with Community and Emergency Services at 496-8301.

Yours truly,

A handwritten signature in black ink, appearing to read "Deryl Kloster", with a horizontal line underneath.

Deryl Kloster  
General Manager

DK/jb

c. Rob Smyth, Manager, Strategic Services Branch